



(19) **United States**
(12) **Patent Application Publication**
Han et al.

(10) **Pub. No.: US 2014/0326961 A1**
(43) **Pub. Date: Nov. 6, 2014**

(54) **BENZOFLUORENE-BASED COMPOUNDS AND ORGANIC LIGHT-EMITTING DIODE INCLUDING THE SAME**

(52) **U.S. Cl.**
CPC *H01L 51/006* (2013.01); *H01L 51/0061* (2013.01); *H01L 51/0094* (2013.01); *H01L 51/5012* (2013.01); *H01L 51/5056* (2013.01); *H01L 51/5072* (2013.01); *H01L 51/5088* (2013.01); *H01L 51/5092* (2013.01)
USPC **257/40**; 564/426; 564/427; 558/418; 546/304; 556/413; 546/264

(71) Applicant: **Samsung Display Co., LTD.**,
Yongin-City (KR)
(72) Inventors: **Sang-Hyun Han**, Yongin-City (KR);
Seok-Hwan Hwang, Yongin-City (KR);
Young-Kook Kim, Yongin-City (KR);
Hye-Jin Jung, Yongin-City (KR); **Jin-O Lim**,
Yongin-City (KR); **Soo-Yon Kim**,
Yongin-City (KR); **Eun-Jae Jeong**,
Yongin-City (KR); **Jun-Ha Park**,
Yongin-City (KR); **Eun-Young Lee**,
Yongin-City (KR); **Jong-Hyuk Lee**,
Yongin-City (KR)

(73) Assignee: **Samsung Display Co., LTD.**,
Yongin-City (KR)

(21) Appl. No.: **14/043,802**

(22) Filed: **Oct. 1, 2013**

(30) **Foreign Application Priority Data**

May 2, 2013 (KR) 10-2013-0049621

Publication Classification

(51) **Int. Cl.**
H01L 51/00 (2006.01)
H01L 51/50 (2006.01)

(57) **ABSTRACT**

Provided are benzofluorene-based compounds according to the following Formula 1 and an organic light-emitting diode including the same:

Formula 1

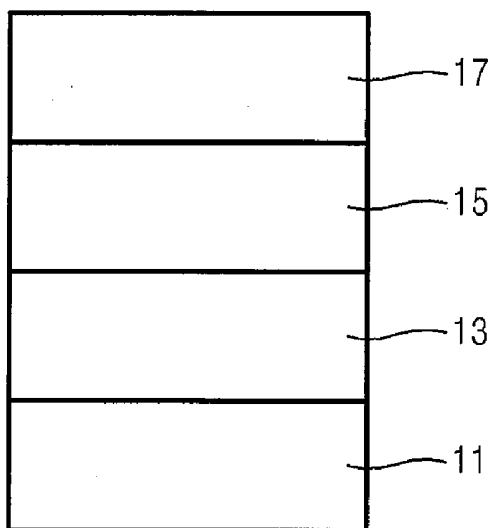
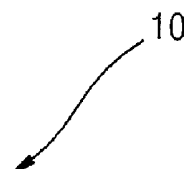
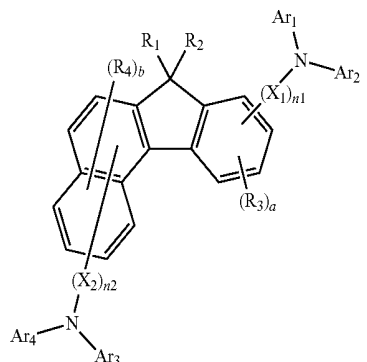
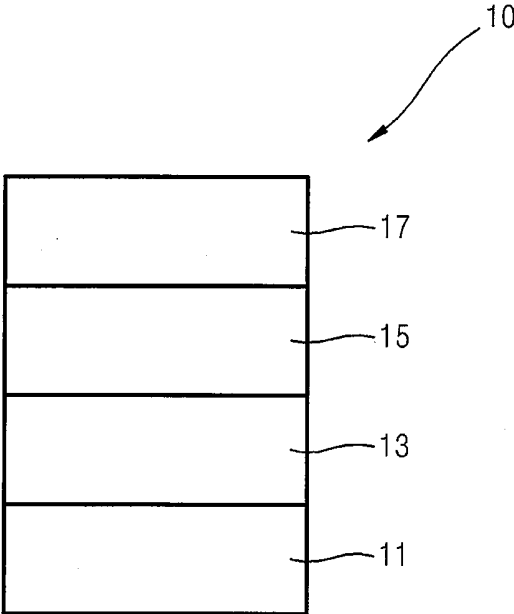


FIG. 1



**BENZOFLUORENE-BASED COMPOUNDS
AND ORGANIC LIGHT-EMITTING DIODE
INCLUDING THE SAME**

CROSS-REFERENCE TO RELATED
APPLICATION

[0001] This application claims priority to and the benefit of Korean Patent Application No. 10-2013-0049612, filed on May 2, 2013, in the Korean Intellectual Property Office, entitled "Benzofluorene-based compound and organic light emitting diode comprising the same," the content of which is incorporated herein by reference in its entirety.

BACKGROUND

[0002] 1. Field

[0003] One or more embodiments of the present invention relate to benzofluorene-based compounds and organic light-emitting diodes including the same.

[0004] 2. Description of the Related Art

[0005] Organic light-emitting diodes (OLEDs), which are self-emitting diodes, have advantages such as wide viewing angles, good contrast, quick response, high brightness, good driving voltage characteristics, and ability to provide multi-colored images.

[0006] A typical OLED has a structure including a substrate, and an anode, a hole transport layer, an emission layer, an electron transport layer, and a cathode, which are sequentially stacked on the substrate. The hole transport layer, the emission layer, and the electron transport layer are organic thin films formed of organic compounds.

[0007] An operating principle of an organic light-emitting diode having such a structure is as follows.

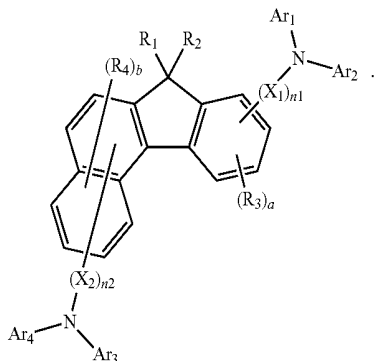
[0008] When a voltage is applied between the anode and the cathode, holes injected from the anode move to the emission layer via the hole transport layer, and electrons injected from the cathode move to the emission layer via the electron transport layer. The holes and electrons, which are carriers, are recombined in the emission layer to generate excitons. When the excitons transition from an excited state to a ground state, light is generated.

SUMMARY

[0009] According to aspects of embodiments of the present invention, provided is a high-quality organic light-emitting diode.

[0010] In an embodiment, provided is a benzofluorene-based compound represented by Formula 1 below:

Formula 1



[0011] In Formula 1, X_1 and X_2 may each be independently selected from a substituted or unsubstituted C_3 - C_{10} cycloalkylene group, a substituted or unsubstituted C_2 - C_{10} heterocycloalkylene group, a substituted or unsubstituted C_3 - C_{10} cycloalkenylene group, a substituted or unsubstituted C_2 - C_{10} heterocycloalkenylene group, a substituted or unsubstituted C_6 - C_{60} arylene group, and a substituted or unsubstituted C_2 - C_{60} heteroarylene group; n_1 and n_2 are each independently selected from an integer of 0 to 3, and when n_1 is an integer of 2 or more, 2 or more of X_1 are identical to or different from each other, and when n_2 is an integer of 2 or more, 2 or more of X_2 are identical to or different from each other; the sum of n_1 and n_2 is an integer of 1 to 6; Ar_1 to Ar_4 are each independently selected from a substituted or unsubstituted C_6 - C_{30} aryl group and a substituted or unsubstituted C_2 - C_{30} heteroaryl group; R_1 to R_4 are each independently selected from a hydrogen atom, a deuterium atom, a halogen atom, a hydroxyl group, a cyano group, a nitro group, an amino group, an amidino group, a hydrazine group, a hydrazone group, a carboxylic acid group or a salt thereof, a sulfonic acid group or a salt thereof, a phosphoric acid group or a salt thereof, a substituted or unsubstituted C_1 - C_{30} alkyl group, a substituted or unsubstituted C_2 - C_{60} alkenyl group, a substituted or unsubstituted C_2 - C_{60} alkynyl group, a substituted or unsubstituted C_3 - C_{10} cycloalkyl group, a substituted or unsubstituted C_2 - C_{10} heterocycloalkyl group, a substituted or unsubstituted C_3 - C_{10} cycloalkenyl group, a substituted or unsubstituted C_2 - C_{10} heterocycloalkenyl group, a substituted or unsubstituted C_6 - C_{30} aryl group, and a substituted or unsubstituted C_2 - C_{30} heteroaryl group; a is an integer of 0 to 3, and when a is an integer of 2 or more, 2 or more of R_3 may be identical to or different from each other; and b is an integer of 0 to 5, and when b is an integer of 2 or more, 2 or more of R_4 may be identical to or different from each other.

[0012] According to a further embodiment, provided is an organic light-emitting diode including: a substrate; a first electrode; a second electrode on the first electrode; and an organic layer between the first electrode and the second electrode, the organic layer including an emission layer and one or more benzofluorene-based compounds.

BRIEF DESCRIPTION OF THE DRAWING

[0013] The accompanying drawing, together with the specification, illustrates embodiments of the present invention, and, together with the description, serves to explain the principles of the present invention.

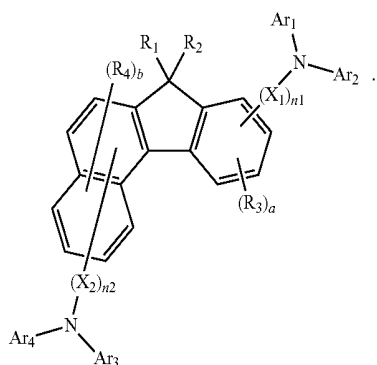
[0014] FIG. 1 is a schematic view of the structure of an organic light-emitting diode according to an embodiment.

DETAILED DESCRIPTION

[0015] In the following detailed description, only certain embodiments of the present invention are shown and described, by way of illustration. As those skilled in the art would recognize, the invention may be embodied in many different forms and should not be construed as being limited to the embodiments set forth herein. In the context of the present application, when a first element is referred to as being "on" a second element, it can be directly on the second element or be indirectly on the second element with one or more intervening elements interposed therebetween. The use of "may" when describing embodiments of the present invention refers to "one or more embodiments of the present invention." Expressions such as "at least one of," when preceding a

list of elements, modify the entire list of elements and do not modify the individual elements of the list. Like reference numerals designate like elements throughout the specification.

[0016] A benzofluorene-based compound according to an embodiment of the present invention is represented by Formula 1 below:



Formula 1

[0017] X_1 and X_2 in Formula 1 may each be independently selected from a substituted or unsubstituted C_3 - C_{10} cycloalkylene group, a substituted or unsubstituted C_2 - C_{10} heterocycloalkylene group, a substituted or unsubstituted C_3 - C_{10} cycloalkenylene group, a substituted or unsubstituted C_2 - C_{10} heterocycloalkenylene group, a substituted or unsubstituted C_6 - C_{60} arylene group, and a substituted or unsubstituted C_2 - C_{60} heteroarylene group, but are not limited thereto.

[0018] For example, X_1 and X_2 in Formula 1 may each be independently selected from a substituted or unsubstituted phenylene group, a substituted or unsubstituted pentalenylene group, a substituted or unsubstituted indenylene group, a substituted or unsubstituted naphthylene group, a substituted or unsubstituted azulenylene group, a substituted or unsubstituted heptalenylene group, a substituted or unsubstituted indacenylene group, a substituted or unsubstituted acenaphthylenylene group, a substituted or unsubstituted fluorenylene group, a substituted or unsubstituted spiro-fluorenylene group, a substituted or unsubstituted phenalenylene group, a substituted or unsubstituted phenanthrenylene group, a substituted or unsubstituted anthrylene group, a substituted or unsubstituted fluoranthenylene group, a substituted or unsubstituted triphenylenylene group, a substituted or unsubstituted pyrenylene group, a substituted or unsubstituted chrysenylene group, a substituted or unsubstituted naphthacenylene, a substituted or unsubstituted picenylene group, a substituted or unsubstituted perylenylene group, a substituted or unsubstituted pentaphenylene group, a substituted or unsubstituted hexacenylene group, a substituted or unsubstituted pyrrolylene group, a substituted or unsubstituted imidazolylene group, a substituted or unsubstituted pyrazolylene group, a substituted or unsubstituted pyridinylene group, a substituted or unsubstituted pyrazinylene group, a substituted or unsubstituted pyrimidinylene group, a substituted or unsubstituted pyridazinylene group, a substituted or unsubstituted isoindolylene group, a substituted or unsubstituted indolylene group, a substituted or unsubstituted indazolylene group, a substituted or unsubstituted purinylene group, a substituted or unsubstituted quinolinylene group, a

substituted or unsubstituted benzoquinolinylene group, a substituted or unsubstituted phthalazinylene group, a substituted or unsubstituted naphthyridinylene group, a substituted or unsubstituted quinoxalinylene group, a substituted or unsubstituted quinazolinylene group, a substituted or unsubstituted cinnolinylene group, a substituted or unsubstituted carbazolylene group, a substituted or unsubstituted phenanthridinylene group, a substituted or unsubstituted acridinylene group, a substituted or unsubstituted phenanthroli-nylene group, a substituted or unsubstituted phenazinylene group, a substituted or unsubstituted benzooxazolylene group, a substituted or unsubstituted benzimidazolylene group, a substituted or unsubstituted furanylene group, a substituted or unsubstituted benzofuranylene group, a substituted or unsubstituted thiophenylene group, a substituted or unsubstituted benzothiophenylene group, a substituted or unsubstituted thiazolylene group, a substituted or unsubstituted isothiazolylene group, a substituted or unsubstituted isoxazolylene group, a substituted or unsubstituted oxazolylene group, a substituted or unsubstituted triazolylene group, a substituted or unsubstituted tetrazolylene group, a substituted or unsubstituted oxadiazolylene group, a substituted or unsubstituted triazinylene group, a substituted or unsubstituted benzooxazolylene group, a substituted or unsubstituted dibenzopuranylene group, a substituted or unsubstituted dibenzothiophenylene group, and a substituted or unsubstituted benzocarbazolylene group, but X_1 and X_2 are not limited thereto.

[0019] X_1 to X_2 in Formula 1 may each be independently selected from:

[0020] a phenylene group, a naphthylene group, an anthracenylene group, a pyridinylene group, a pyrazinylene group, a pyrimidinylene group and a pyridazinylene group;

[0021] a phenylene group, a naphthylene group, an anthracenylene group, a pyridinylene group, a pyrazinylene group, a pyrimidinylene group and a pyridazinylene group, each substituted with at least one selected from a deuterium atom, a halogen atom, a hydroxyl group, a cyano group, a nitro group, an amino group, an amidino group, a hydrazine group, a hydrazone group, a carboxylic acid group or a salt thereof, a sulfonic acid group or a salt thereof, a phosphoric acid group or a salt thereof, and a C_1 - C_{10} alkyl group;

[0022] a C_1 - C_{10} alkyl group substituted with at least one selected from a deuterium atom, a halogen atom, a hydroxyl group, a cyano group, a nitro group, an amino group, an amidino group, a hydrazine group, a hydrazone group, a carboxylic acid group or a salt thereof, a sulfonic acid group or a salt thereof, a phosphoric acid group or a salt thereof;

[0023] a C_6 - C_{16} aryl group and a C_2 - C_{16} heteroaryl group; and

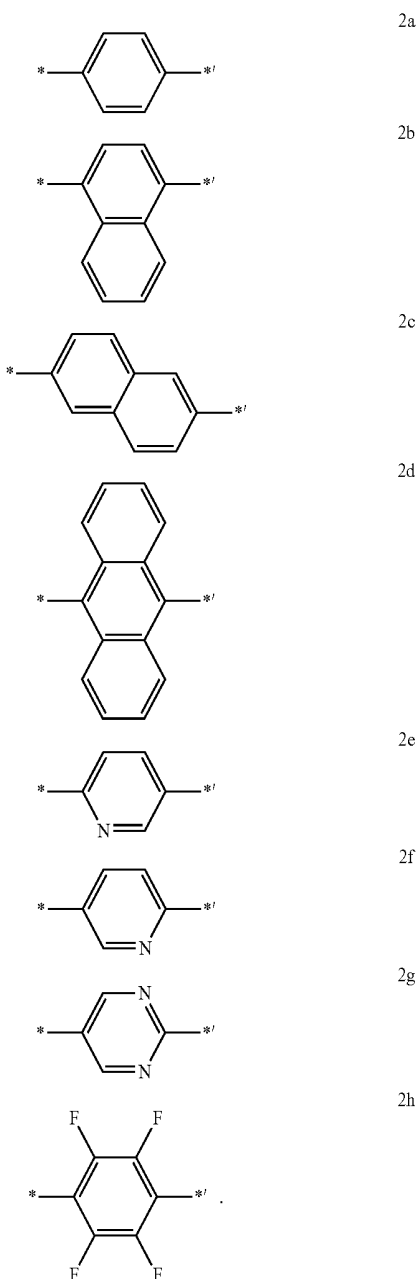
[0024] a C_6 - C_{16} aryl group and a C_2 - C_{16} heteroaryl group, each substituted with at least one selected from a deuterium atom, a halogen atom, a hydroxyl group, a cyano group, a nitro group, an amino group, an amidino group, a hydrazine group, a hydrazone group, a carboxylic acid group or a salt thereof, a sulfonic acid group or a salt thereof, a phosphoric acid group or a salt thereof, a C_1 - C_{60} alkyl group, a C_2 - C_{60} alkenyl group, a C_2 - C_{60} alkynyl group, a C_1 - C_{60} alkoxy group, a C_6 - C_{16} aryl group, and a C_2 - C_{16} heteroaryl group but X_1 to X_2 are not limited thereto.

[0025] X_1 and X_2 may each be independently selected from a phenylene group, a naphthylene group, an anthracenylene group, a pyridinylene group, a pyrazinylene group, a pyrim-

idinylene group and a pyridazinylene group; and a phenylene group, a naphthylene group, an anthracenylylene group, a pyridinylylene group, a pyrazinylylene group, a pyrimidinylylene group and a pyridazinylylene group, each substituted with at least one selected from a deuterium atom, —F, a cyano group, a nitro group, a methyl group, an ethyl group, an n-propyl group, an i-propyl group, an n-butyl group, an i-butyl group, a t-butyl group, a phenyl group, a naphthyl group, an anthryl group, a fluorenyl group, a pyridinyl group, a pyrazinyl group, a pyrimidinyl group, and a pyridazinyl group, but are not limited thereto.

[0026] X_1 and X_2 in Formula 1 may each be independently selected from a phenylene group, a naphthylene group, an anthracenylylene group, a pyridinylylene group and a pyrimidinylylene group, but are not limited thereto.

[0027] X_1 and X_2 in Formula 1 may each be independently selected from Formulae 2a to 2h below, but are not limited thereto:



[0028] * in Formulae 2a to 2h indicates a binding site to a corresponding N of Formula 1, and *' indicates a binding site to a corresponding position on the benzofluorene ring of Formula 1.

[0029] According to an embodiment of the present invention, n_1 and n_2 in Formula 1 are each independently selected from an integer of 0 to 3, and when n_1 is an integer of 2 or more, 2 or more of X_1 may be identical to or different from each other, and when n_2 is an integer of 2 or more, 2 or more of X_2 may be identical to or different from each other, but n_1 and n_2 are not limited thereto. The sum of n_1 and n_2 may be an integer of 1 to 6.

[0030] When n_1 or n_2 is 0, the benzofluorene ring of Formula 1 directly binds to a corresponding N of Formula 1.

[0031] According to embodiments of the present invention, the sum of n_1 and n_2 in Formula 1 is an integer of at least 1. That is, according to embodiments of the present invention, at least one N of Formula 1 does not bind directly to the benzofluorene ring.

[0032] For example, n_1 and n_2 in Formula 1 are each independently selected from 0 or 1, with the sum of n_1 and n_2 being at least 1, but n_1 and n_2 are not limited thereto.

[0033] For example, n_1 and n_2 in Formula 1 may each be 1, but are not limited thereto.

[0034] According to an embodiment of the present invention, Ar_1 to Ar_4 in Formula 1 are each independently selected from a substituted or unsubstituted C_6 - C_{30} aryl group and a substituted or unsubstituted C_2 - C_{30} heteroaryl group, but are not limited thereto.

[0035] For example, Ar_1 to Ar_4 in Formula 1 may each be independently selected from a substituted or unsubstituted phenyl group, a substituted or unsubstituted pentalenyl group, a substituted or unsubstituted indenyl group, a substituted or unsubstituted naphthyl group, a substituted or unsubstituted azulenylyl group, a substituted or unsubstituted heptalenyl group, a substituted or unsubstituted indacenyl group, a substituted or unsubstituted acenaphthyl group, a substituted or unsubstituted fluorenyl group, a substituted or unsubstituted spiro-fluorenyl group, a substituted or unsubstituted phenalenyl group, a substituted or unsubstituted phenanthrenyl group, a substituted or unsubstituted anthryl group, a substituted or unsubstituted fluoranthenylyl group, a substituted or unsubstituted triphenylenyl group, a substituted or unsubstituted pyrenyl group, a substituted or unsubstituted chrysenyl group, a substituted or unsubstituted naphthacenylyl group, a substituted or unsubstituted picenyl group, a substituted or unsubstituted perylenyl group, a substituted or unsubstituted pentaphenylyl group, a substituted or unsubstituted hexacenylyl group, a substituted or unsubstituted pyrrolyl group, a substituted or unsubstituted imidazolyl group, a substituted or unsubstituted pyrazolyl group, a substituted or unsubstituted pyridinyl group, a substituted or unsubstituted pyrazinyl group, a substituted or unsubstituted pyrimidinyl group, a substituted or unsubstituted pyridazinyl group, a substituted or unsubstituted isoindolyl group, a substituted or unsubstituted indolyl group, a substituted or unsubstituted indazolyl group, a substituted or unsubstituted purinyl group, a substituted or unsubstituted quinolinyl group, a substituted or unsubstituted benzoquinolinyl group, a substituted or unsubstituted phthalazinyl group, a substituted or unsubstituted naphthyridinyl group, a substituted or unsubstituted quinoxalinyl group, a substituted or unsubstituted quinazolinyl group, a substituted or unsubstituted cinnolinyl group, a substituted or unsubstituted carbazolyl group, a substituted or

unsubstituted phenanthridinyl group, a substituted or unsubstituted acridinyl group, a substituted or unsubstituted phenanthrolinyl group, a substituted or unsubstituted phenazinyl group, a substituted or unsubstituted benzoimidazolyl group, a substituted or unsubstituted furanyl group, a substituted or unsubstituted benzofuranyl group, a substituted or unsubstituted thiophenyl group, a substituted or unsubstituted benzothiophenyl group, a substituted or unsubstituted thiazolyl group, a substituted or unsubstituted isothiazolyl group, a substituted or unsubstituted benzothiazolyl group, a substituted or unsubstituted isoxazolyl group, a substituted or unsubstituted oxazolyl group, a substituted or unsubstituted triazolyl group, a substituted or unsubstituted tetrazolyl group, a substituted or unsubstituted oxadiazolyl group, a substituted or unsubstituted triazinyl group, a substituted or unsubstituted benzooxazolyl group, a substituted or unsubstituted dibenzofuranyl group, a substituted or unsubstituted dibenzothiophenyl group, and a substituted or unsubstituted benzocarbazolyl, but Ar₁ to Ar₄ are not limited thereto.

[0036] For example, Ar₁ to Ar₄ in Formula 1 may each be independently selected from:

[0037] a phenyl group, a naphthyl group, an anthryl group, a fluorenyl group, a benzofuranyl group, a benzothiophenyl group, a dibenzofuranyl group, and a dibenzothiophenyl group;

[0038] a phenyl group, a naphthyl group, an anthryl group, a fluorenyl group, a benzofuranyl group, a benzothiophenyl group, a dibenzofuranyl group, and a dibenzothiophenyl group, each substituted with at least one selected from a deuterium atom, a halogen atom, a hydroxyl group, a cyano group, a nitro group, an amino group, an amidino group, a hydrazine group, a hydrazone group, a carboxylic acid group or a salt thereof, a sulfonic acid group or a salt thereof, a phosphoric acid group or a salt thereof, and —Si(Q₁)(Q₂)(Q₃) (wherein Q₁ to Q₃ are each independently selected from a hydrogen atom, a deuterium atom, or a C₁-C₁₀ alkyl group) and a C₁-C₁₀ alkyl group;

[0039] a C₁-C₁₀ alkyl group substituted with at least one selected from a deuterium atom, a halogen atom, a hydroxyl group, a cyano group, a nitro group, an amino group, an amidino group, a hydrazine group, a hydrazone group, a carboxylic acid group or a salt thereof, a sulfonic acid group or a salt thereof, and a phosphoric acid group or a salt thereof;

[0040] a C₆-C₁₆ aryl group and a C₂-C₁₆ heteroaryl group; and

[0041] a C₆-C₁₆ aryl group and a C₂-C₁₆ heteroaryl group, each substituted with at least one selected from a deuterium atom, a halogen atom, a hydroxyl group, a cyano group, a nitro group, an amino group, an amidino group, a hydrazine group, a hydrazone group, a carboxylic acid group or a salt thereof, a sulfonic acid group or a salt thereof, a phosphoric acid group or a salt thereof, a C₁-C₆₀ alkyl group, a C₂-C₆₀ alkenyl group, a C₂-C₆₀ alkynyl group, a C₁-C₆₀ alkoxy group, a C₆-C₁₆ aryl group, and a C₂-C₁₆ heteroaryl group, but Ar₁ to Ar₄ are not limited thereto.

[0042] For example, Ar₁ to Ar₄ in Formula 1 may each be independently selected from a phenyl group, a naphthyl group, an anthryl group, a fluorenyl group, a benzofuranyl group, a benzothiophenyl group, a dibenzofuranyl group, and a dibenzothiophenyl group; and

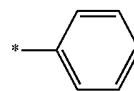
[0043] a phenyl group, a naphthyl group, an anthryl group, a fluorenyl group, a benzofuranyl group, a benzothiophenyl group, a dibenzofuranyl group, and a dibenzothiophenyl group, each substituted with at least one selected from a

deuterium atom, —F, a hydroxyl group, a cyano group, a nitro group, —Si(Q₁)(Q₂)(Q₃) (wherein Q₁ to Q₃ are each independently selected from a hydrogen atom, a deuterium atom, a methyl group, an ethyl group, an n-propyl group, an i-propyl group, an n-butyl group, a sec-butyl group, an i-butyl group, and a t-butyl group), a methyl group, an ethyl group, an n-propyl group, an i-propyl group, an n-butyl group, a sec-butyl group, an i-butyl group, a t-butyl group, a phenyl group, a naphthyl group, an anthryl group, a pyridyl group, a pyrimidyl group, and a triazinyl group, but Ar₁ to Ar₄ are not limited thereto.

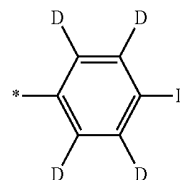
[0044] For example, Ar₁ to Ar₄ in Formula 1 may each be independently selected from a phenyl group, a naphthyl group, a fluorenyl group, a dibenzofuranyl group, and a dibenzothiophenyl group; and

[0045] a phenyl group, a naphthyl group, a fluorenyl group, a dibenzofuranyl group, and a dibenzothiophenyl group, each substituted with at least one selected from a deuterium atom, —F, a cyano group, a nitro group, —Si(Q₁)(Q₂)(Q₃) (wherein Q₁ to Q₃ are each independently selected from a methyl group, an ethyl group, and a t-butyl group), a methyl group, an ethyl group, a t-butyl group, a phenyl group, and a pyridyl group, but Ar₁ to Ar₄ are not limited thereto.

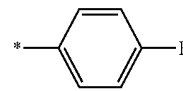
[0046] For example, Ar₁ to Ar₄ in Formula 1 may each be independently selected from Formulae 3a to 3m below, but are not limited thereto:



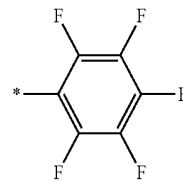
3a



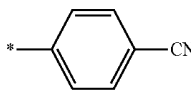
3b



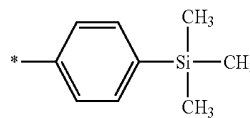
3c



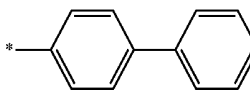
3d



3e

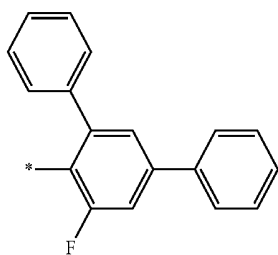


3f

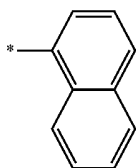


3g

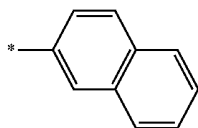
-continued



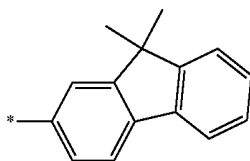
3h



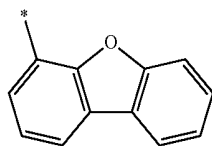
3i



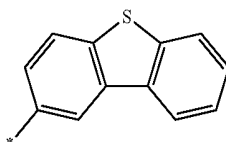
3j



3k



3l



3m

[0047] * in Formulae 3a to 3m indicates a binding site to a corresponding N of Formula 1.

[0048] According to an embodiment of the present invention, R_1 to R_4 are each independently selected from a hydrogen atom, a deuterium atom, a halogen atom, a hydroxyl group, a cyano group, a nitro group, an amino group, an amidino group, a hydrazine group, a hydrazone group, a carboxylic acid group or a salt thereof, a sulfonic acid group or a salt thereof, a phosphoric acid group or a salt thereof, a substituted or unsubstituted C_1 - C_{30} alkyl group, a substituted or unsubstituted C_2 - C_{60} alkenyl group, a substituted or unsubstituted C_2 - C_{60} alkenyl group, a substituted or unsubstituted C_3 - C_{10} cycloalkyl group, a substituted or unsubstituted C_2 - C_{10} hetero cycloalkyl group, a substituted or unsubstituted C_3 - C_{10} cycloalkenyl group, a substituted or unsubstituted C_2 - C_{10} hetero cycloalkenyl group, a substituted or unsubstituted C_6 - C_{30} aryl group, and a substituted or unsubstituted C_2 - C_{30} heteroaryl group, but are not limited thereto.

[0049] For example, R_1 and R_2 in Formula 1 may each be independently selected from a hydrogen atom, a deuterium atom, a halogen atom, a hydroxyl group, a cyano group, a

nitro group, a substituted or unsubstituted C_1 - C_{30} alkyl group, and a substituted or unsubstituted C_6 - C_{30} aryl group, but are not limited thereto.

[0050] For example, R_1 and R_2 in Formula 1 may each be independently selected from a hydrogen atom, a deuterium atom, a methyl group, and a phenyl group; and a methyl group, and a phenyl group, each substituted with at least one selected from a hydrogen atom, a deuterium atom, a halogen atom, a cyano group, and a nitro group, but are not limited thereto.

[0051] For example, R_1 and R_2 in Formula 1 may each be independently selected from a methyl group, $-CD_3$, and a phenyl group, but are not limited thereto.

[0052] For example, R_3 and R_4 in Formula 1 may each be independently selected from a hydrogen atom, a deuterium atom, $-F$, a cyano group, a nitro group, a methyl group, an ethyl group, an n-propyl group, an i-propyl group, an n-butyl group, an i-butyl group, and a t-butyl group;

a methyl group, an ethyl group, an n-propyl group, an i-propyl group, an n-butyl group, an i-butyl group, and a t-butyl group, each substituted with at least one selected from a hydrogen atom, a deuterium atom, $-F$, a cyano group, a nitro group, a methyl group, an ethyl group, an n-propyl group, an i-propyl group, an n-butyl group, an i-butyl group, and a t-butyl group; a phenyl group, a naphthyl group, and an anthracenyl group; and

a phenyl group, a naphthyl group, and an anthracenyl group, each substituted with at least one selected from a hydrogen atom, a deuterium atom, $-F$, a cyano group, a nitro group, a methyl group, an ethyl group, an n-propyl group, an i-propyl group, an n-butyl group, an i-butyl group, and a t-butyl group, but R_3 and R_4 are not limited thereto.

[0053] For example, R_3 and R_4 in Formula 1 may each be independently selected from a hydrogen atom, a deuterium atom, $-F$, a methyl group, a t-butyl group, and a phenyl group, but are not limited thereto.

[0054] According to an embodiment of the present invention, a in Formula 1 is an integer of 0 to 3, and when a is an integer of 2 or more, 2 or more of R_3 may be identical to or different from each other, but a in Formula 1 is not limited thereto.

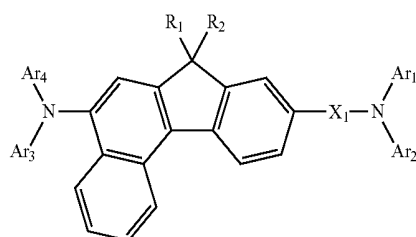
[0055] For example, a may be 0, but is not limited thereto.

[0056] According to an embodiment of the present invention, b in Formula 1 is an integer of 0 to 5, and when b is an integer of 2 or more, two or more of R_4 may be identical to or different from each other, but b in Formula 1 is not limited thereto.

[0057] For example, b may be 0, but is not limited thereto.

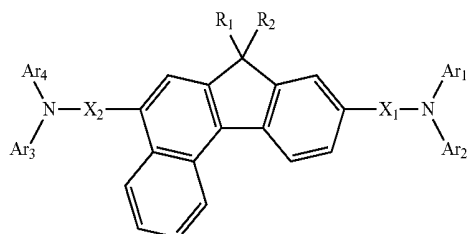
[0058] For example, a and b may both be 0, but are not limited thereto. When a and b are both 0, corresponding phenyl rings included in the benzofluorene ring are not substituted with R_3 and R_4 .

[0059] According to an embodiment of the present invention, the benzofluorene-based compound represented by Formula 1 is a compound represented by one of Formulae 1a to 1c, but is not limited thereto:

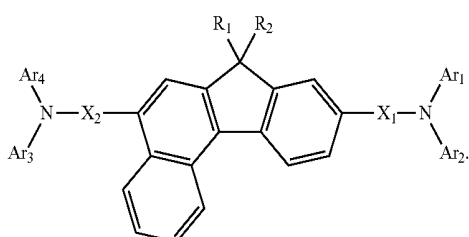


Formula 1a

-continued

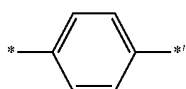


Formula 1b

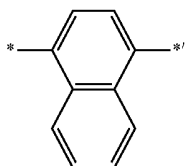


Formula 1c

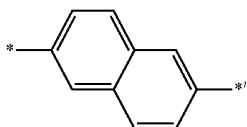
[0060] X_1 and X_2 in Formulae 1a to 1c may each be independently selected from Formulae 2a to 2h:



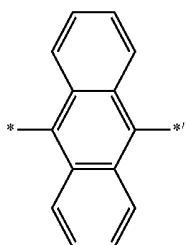
2a



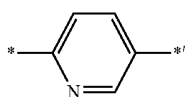
2b



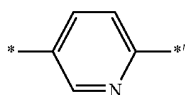
2c



2d

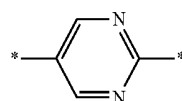


2e

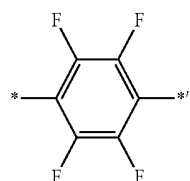


2f

-continued



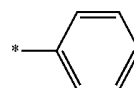
2g



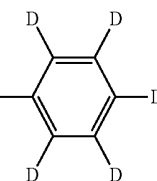
2h

[0061] In Formulae 2a to 2h, * indicates a binding site to a corresponding N of Formulae 1a to 1c, and *' indicates a binding site to corresponding position on the benzofluorene ring of Formulae 1a to 1c.

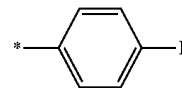
[0062] Ar_1 to Ar_4 in Formulae 1a to 1c may each be independently selected from Formulae 3a to 3m below:



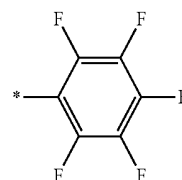
3a



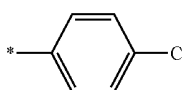
3b



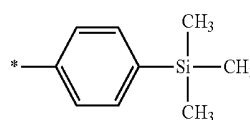
3c



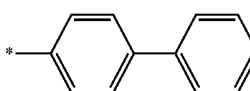
3d



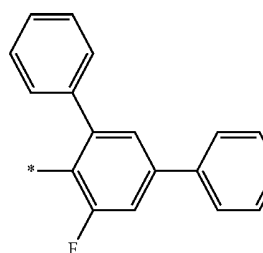
3e



3f

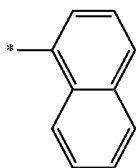


3g

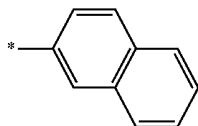


3h

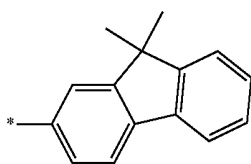
-continued



3i

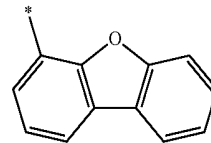


3j

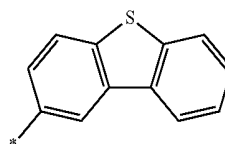


3k

-continued



3l

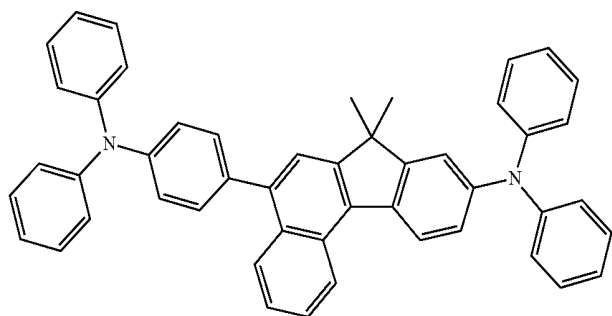


3m

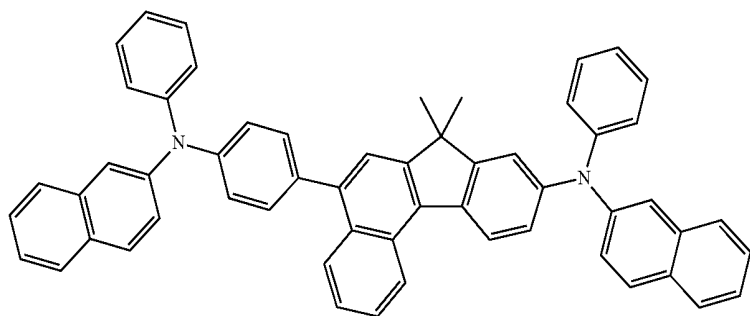
[0063] In Formulae 3a to 3m, * indicates a binding site to corresponding N of Formulae 1a to 1c.

[0064] R₁ and R₂ in Formulae 1a to 1c may each be independently selected from a methyl group, —CD₃, and a phenyl group.

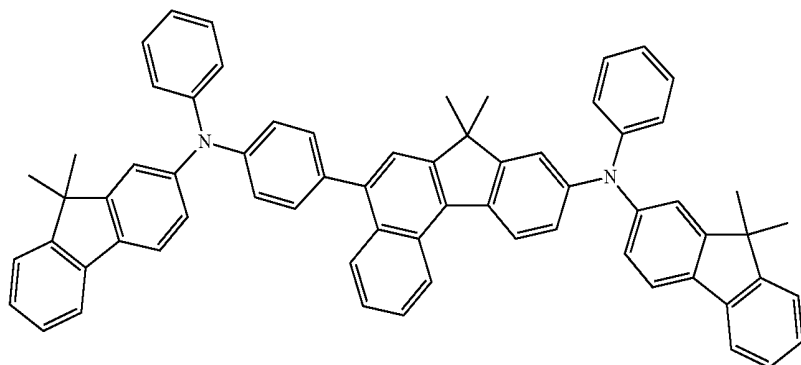
[0065] According to an embodiment of the present invention, the benzofluorene-based compound represented by Formula 1 is selected from one of Compounds 1 to 100, but is not limited thereto:



1



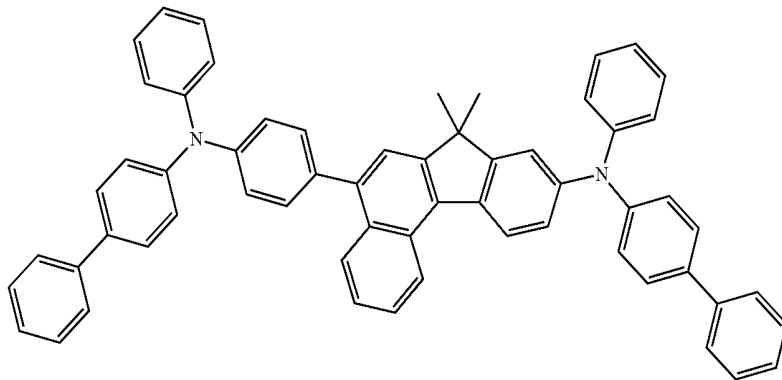
2



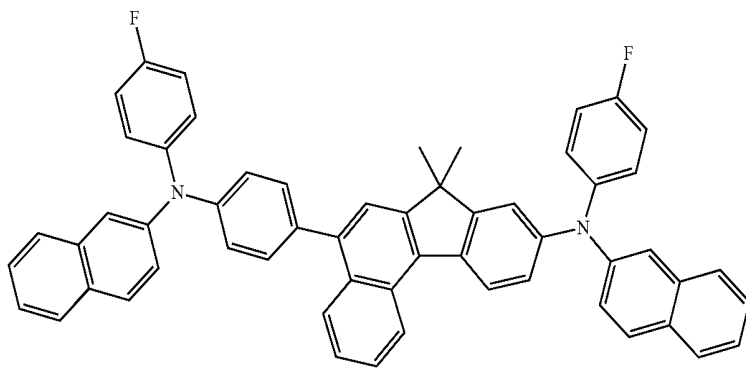
3

-continued

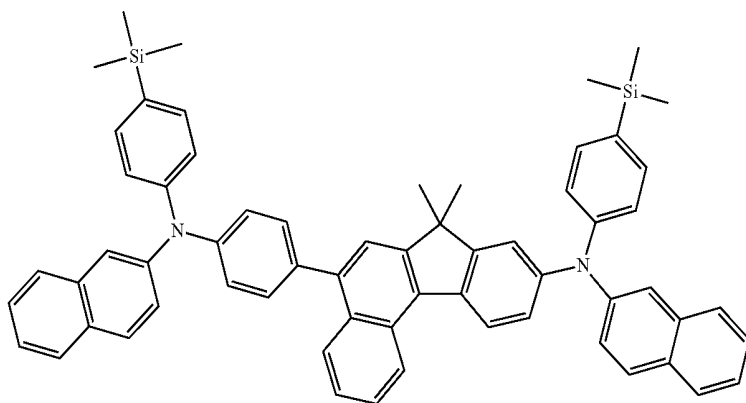
4



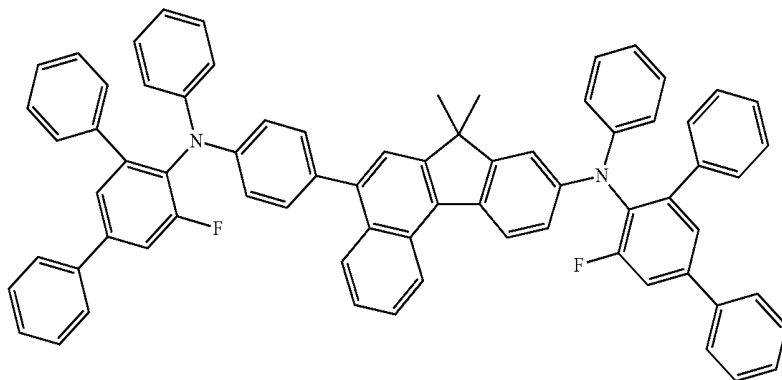
5



6

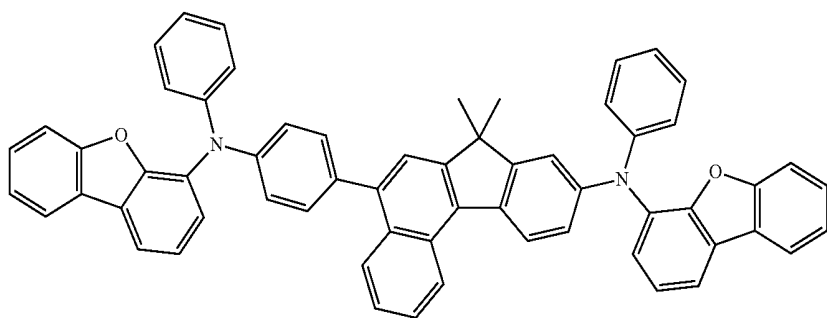


7

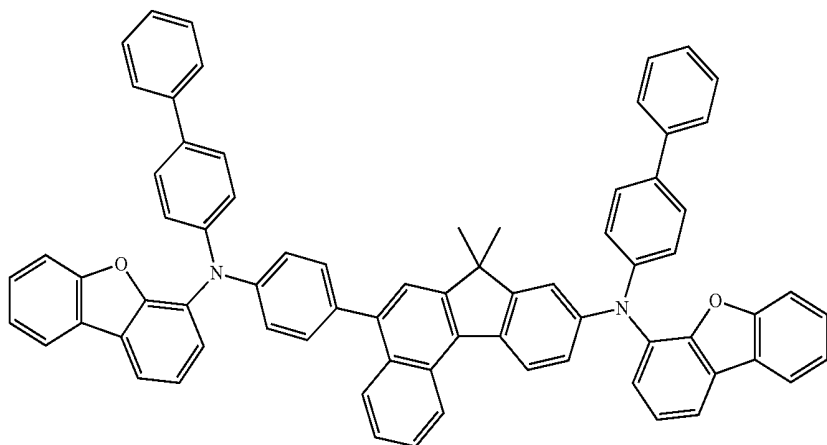


-continued

8

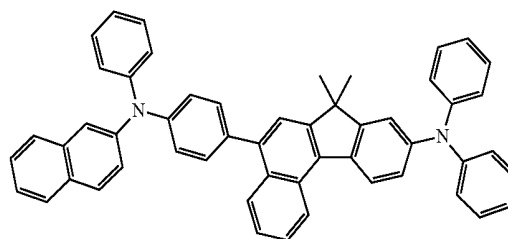
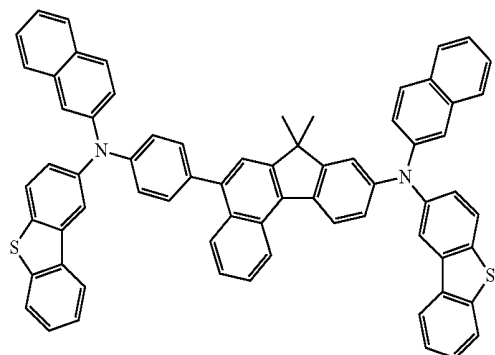


9

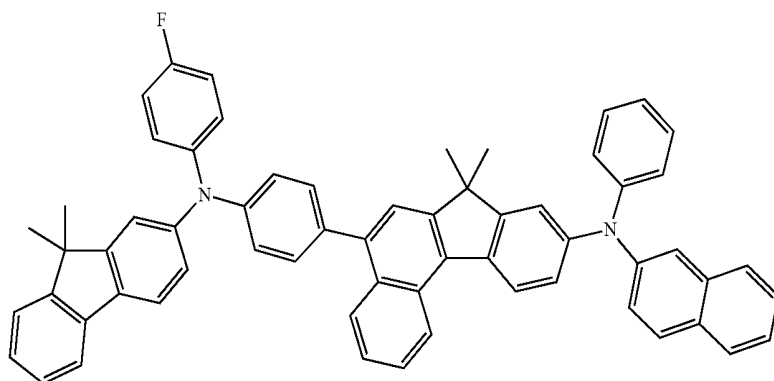


10

11

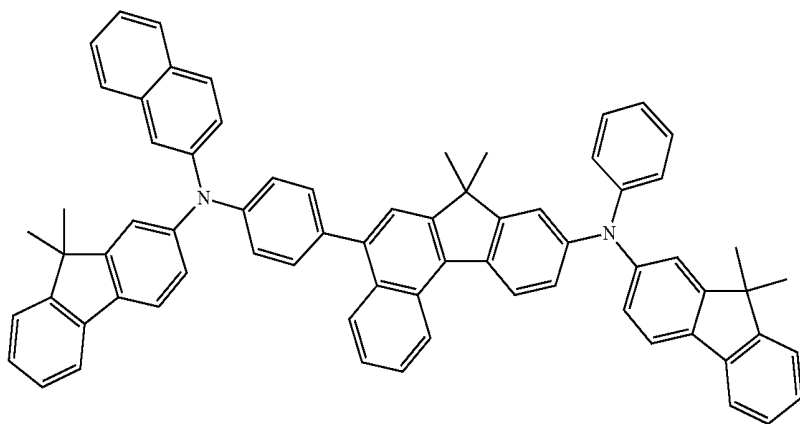


12

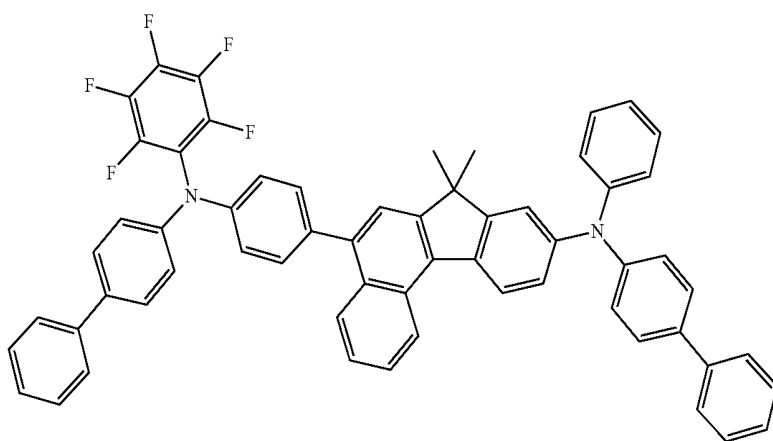


-continued

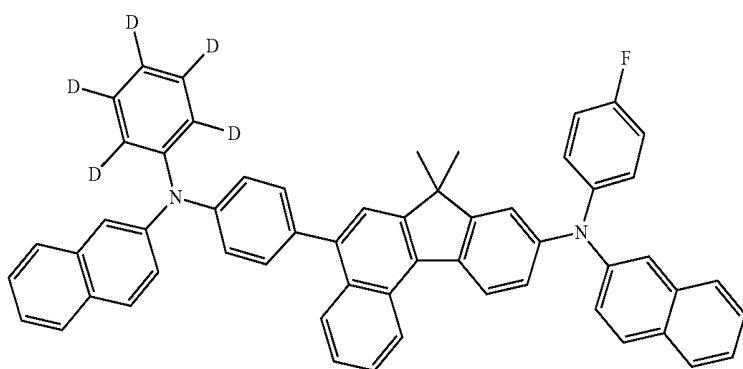
13



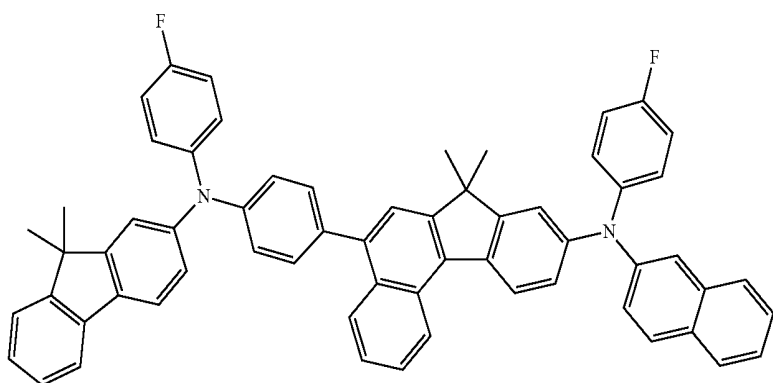
14



15

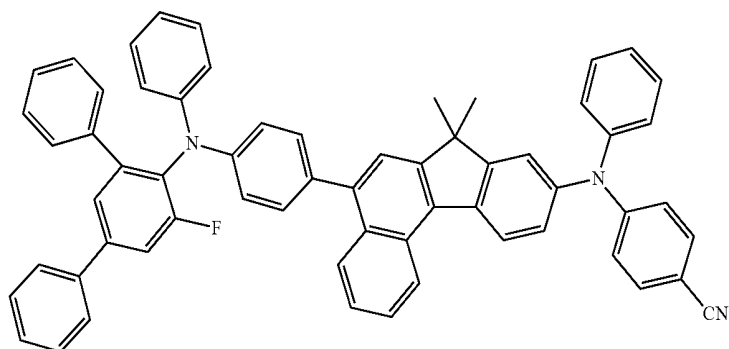


16

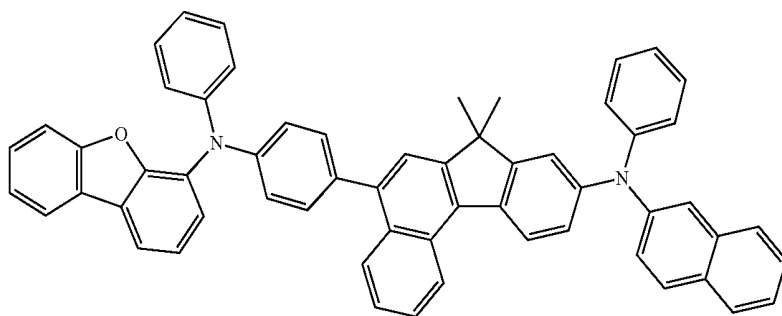


-continued

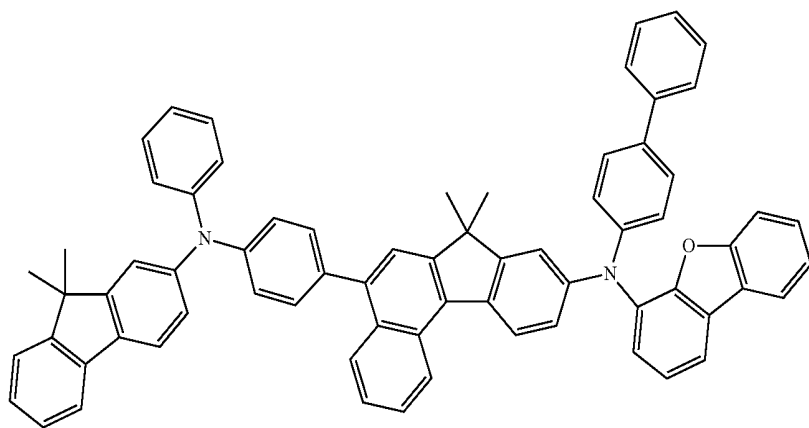
17



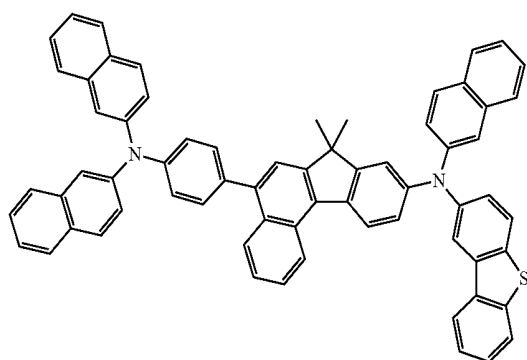
18



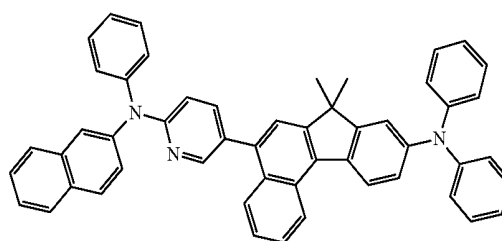
19



20

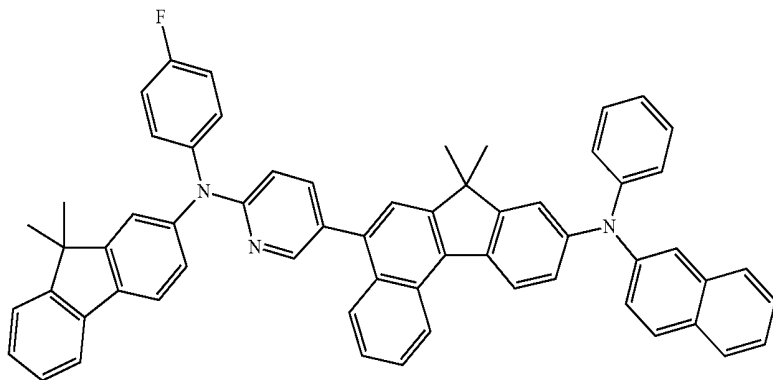


21

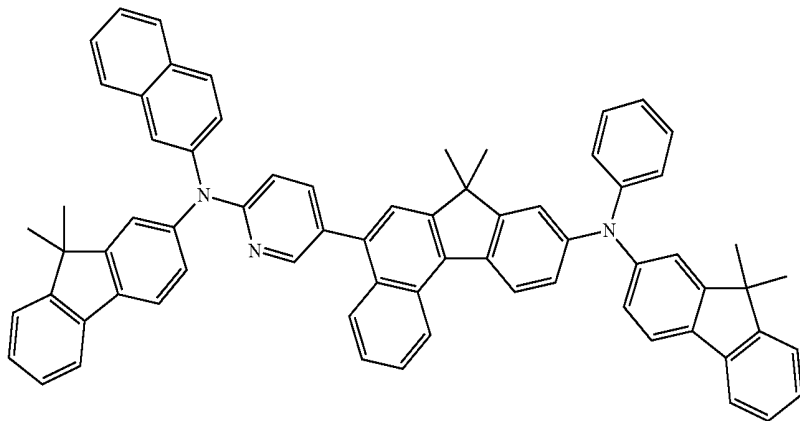


-continued

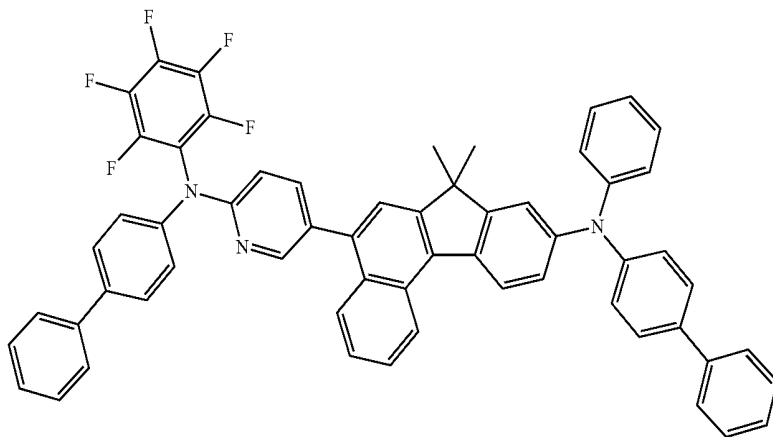
22



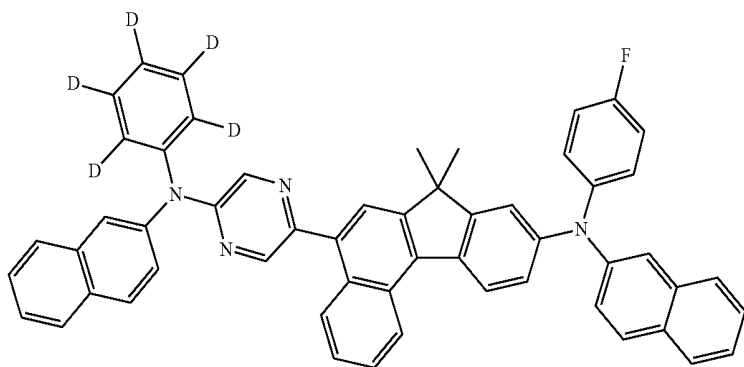
23



24

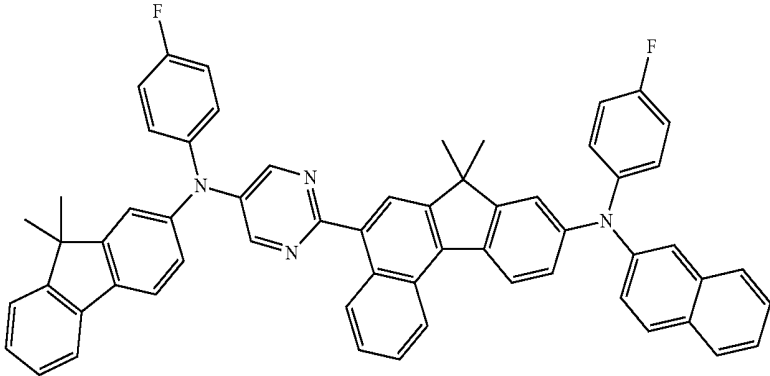


25

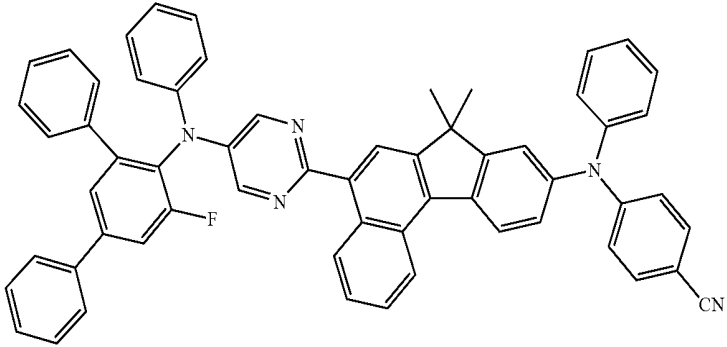


-continued

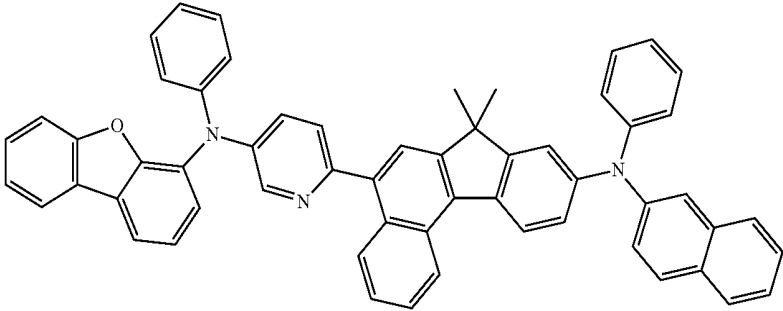
26



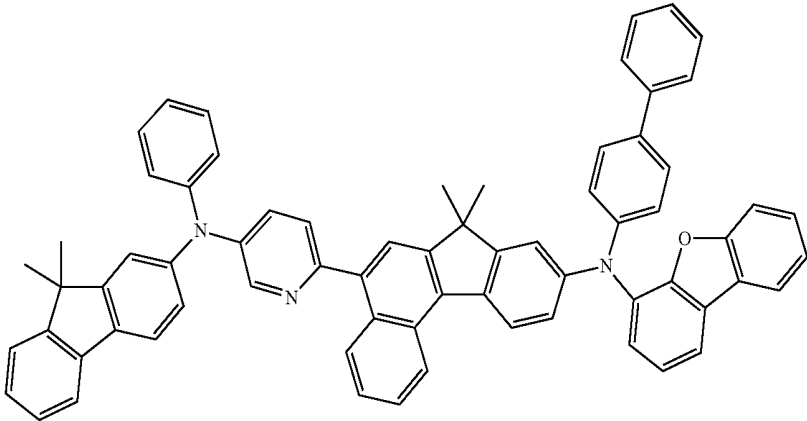
27



28

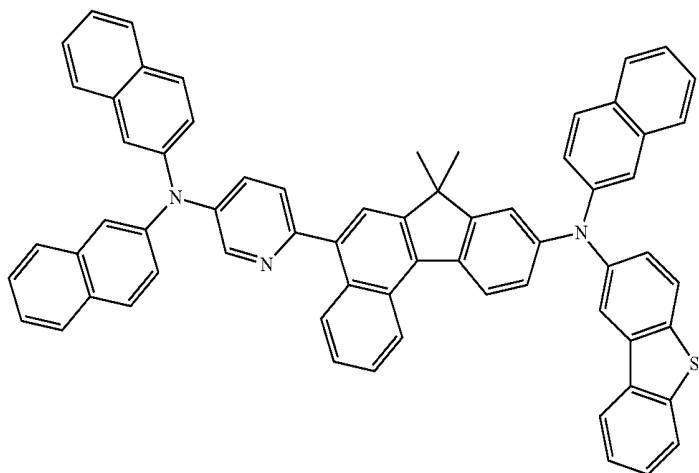


29

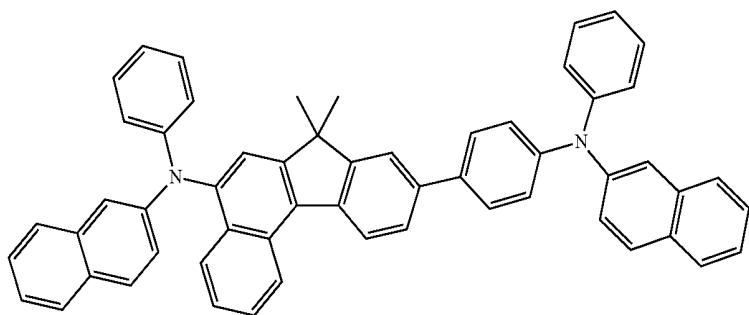


-continued

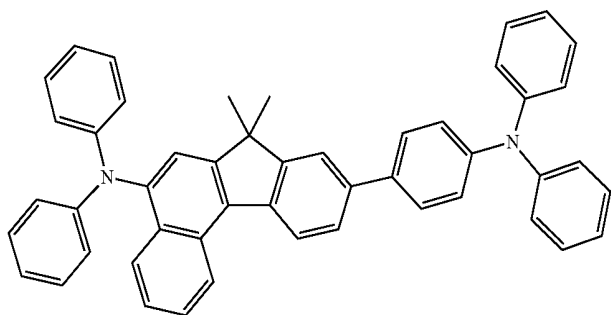
30



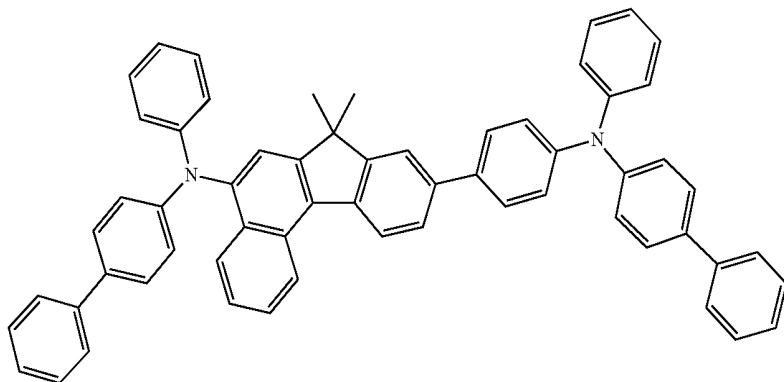
31



32

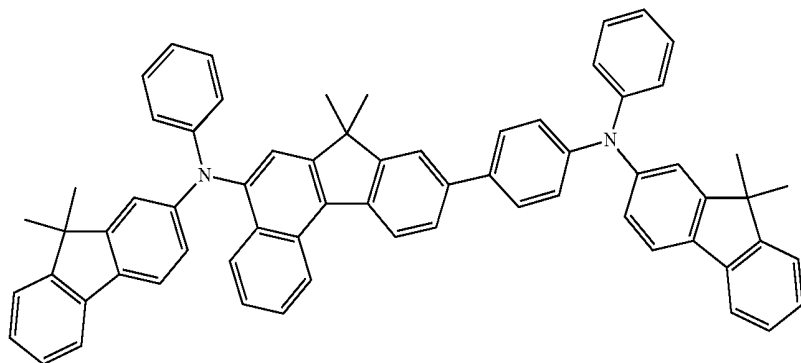


33

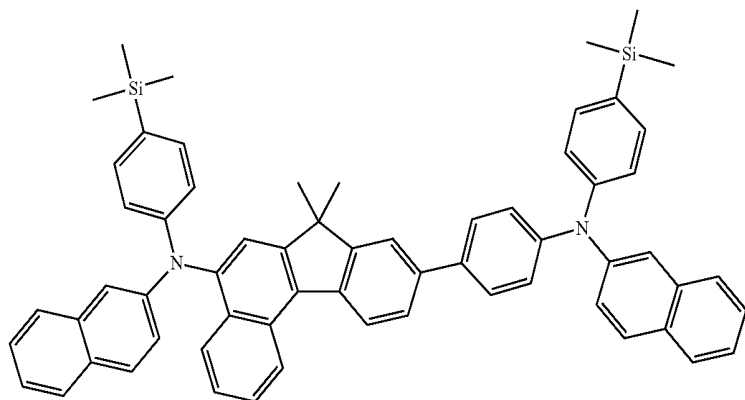


-continued

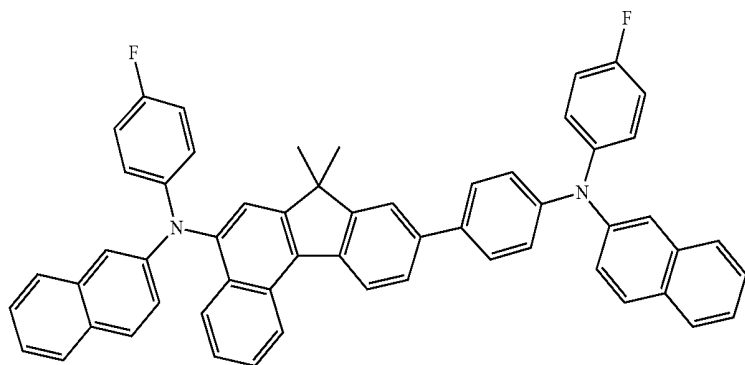
34



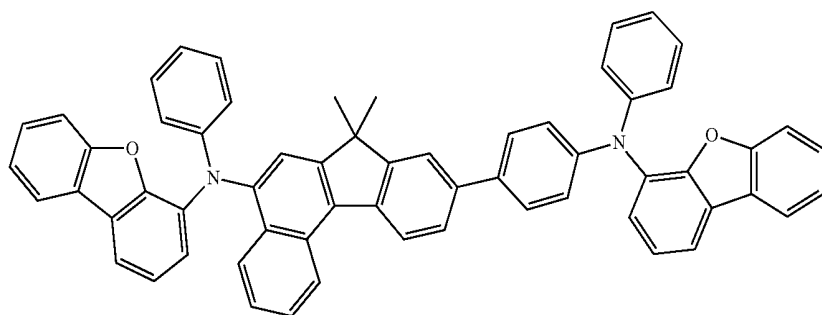
35



36

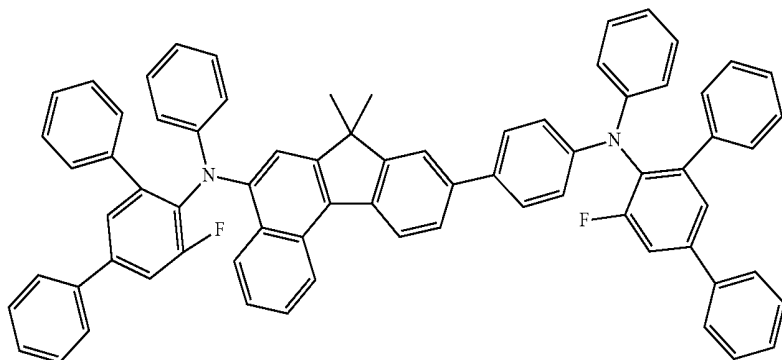


37

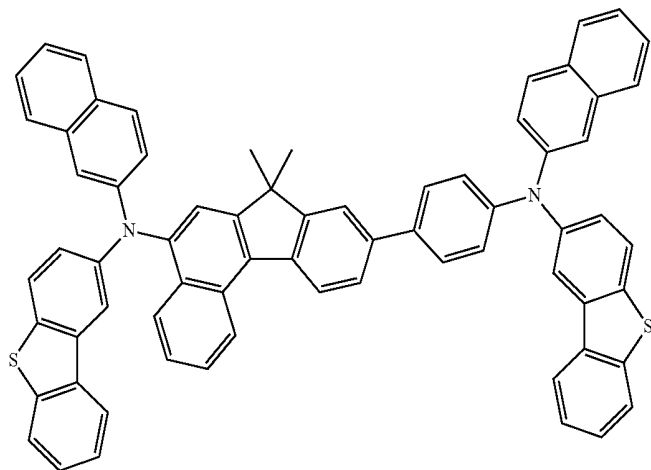


-continued

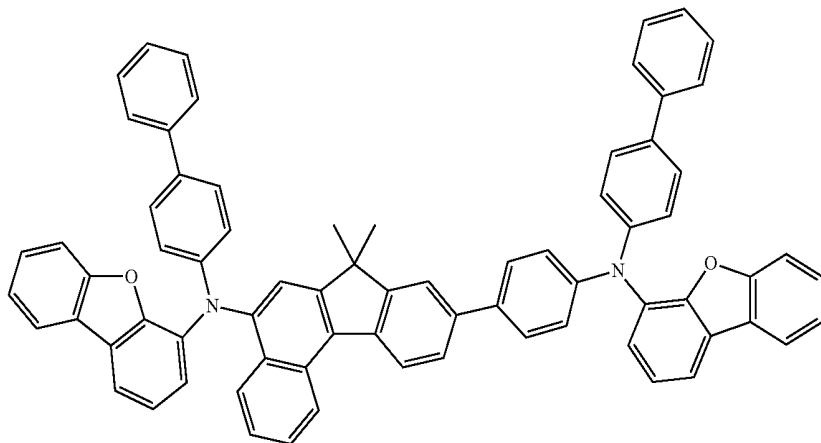
38



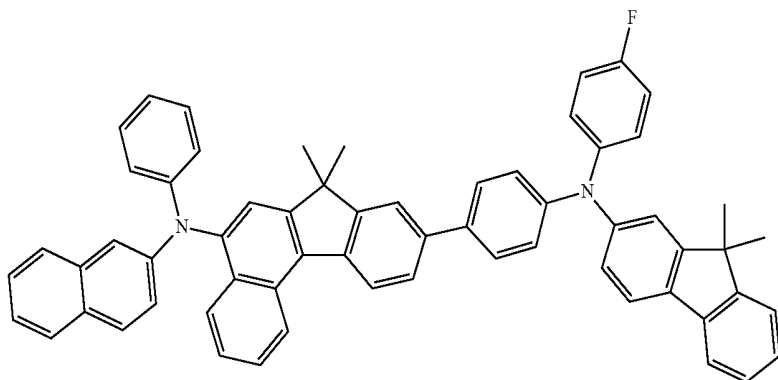
39



40

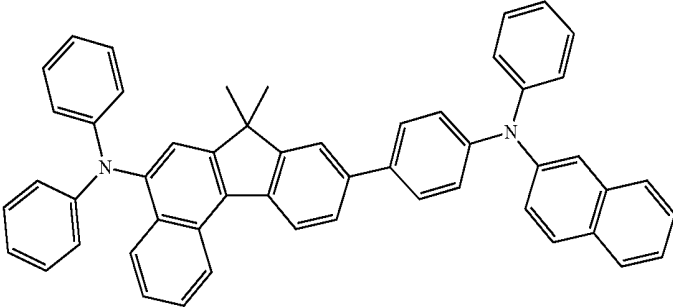


41

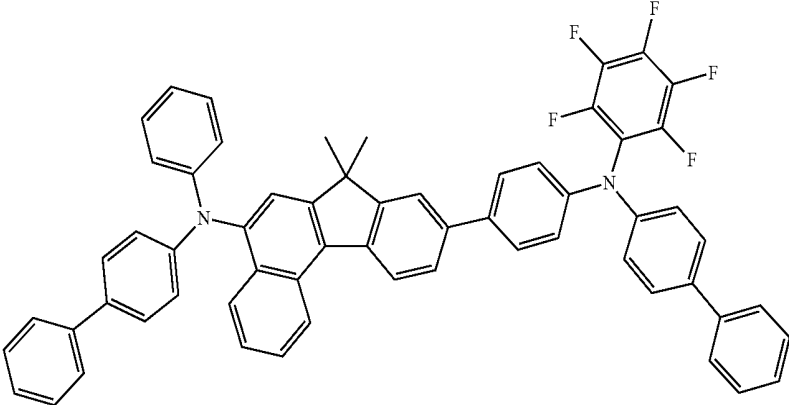


-continued

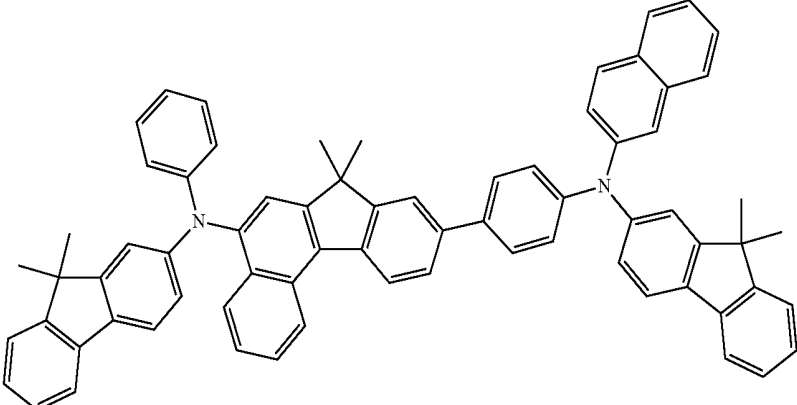
42



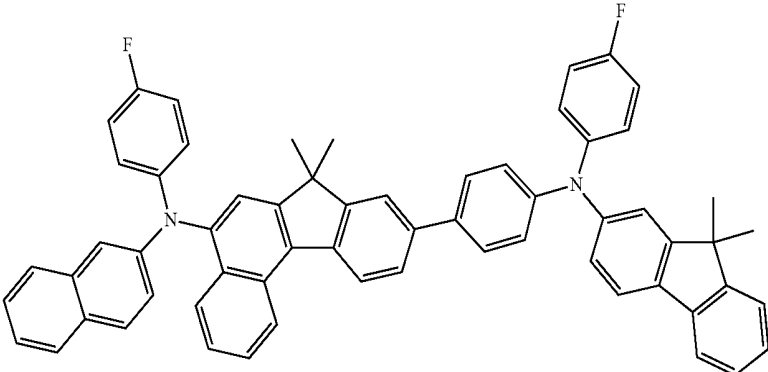
43



44

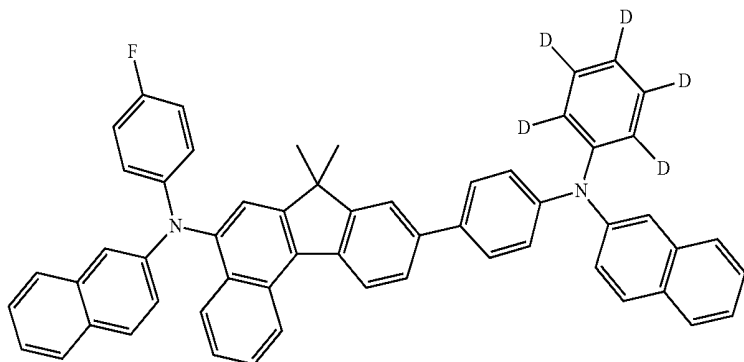


45

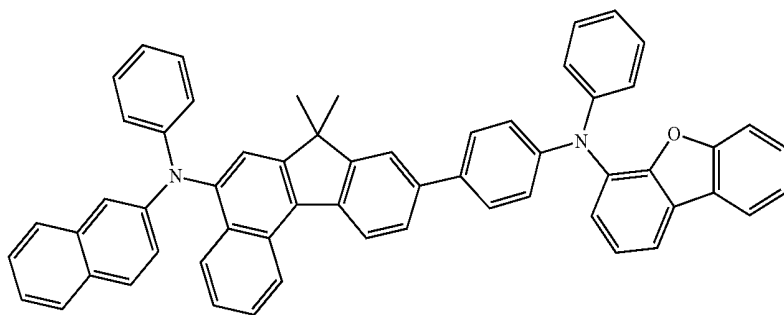


-continued

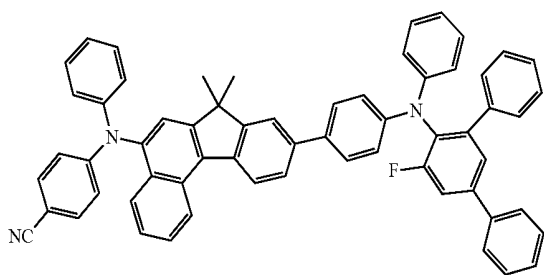
46



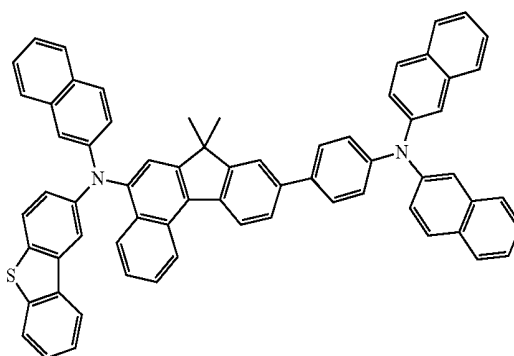
47



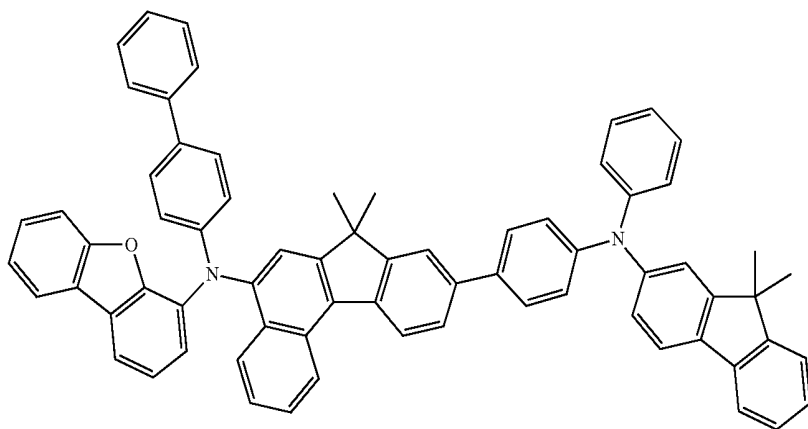
48



49

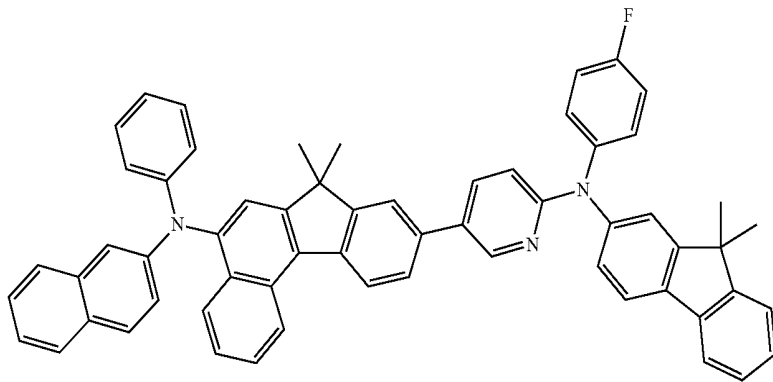


50

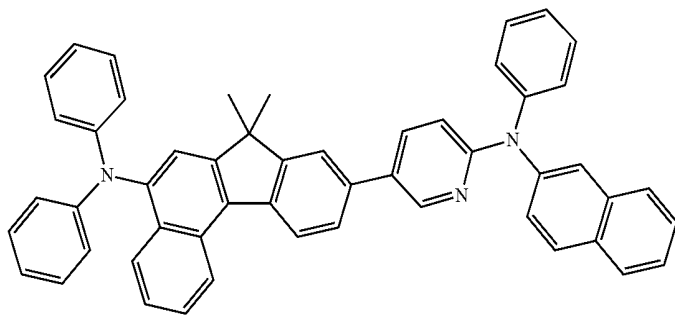


-continued

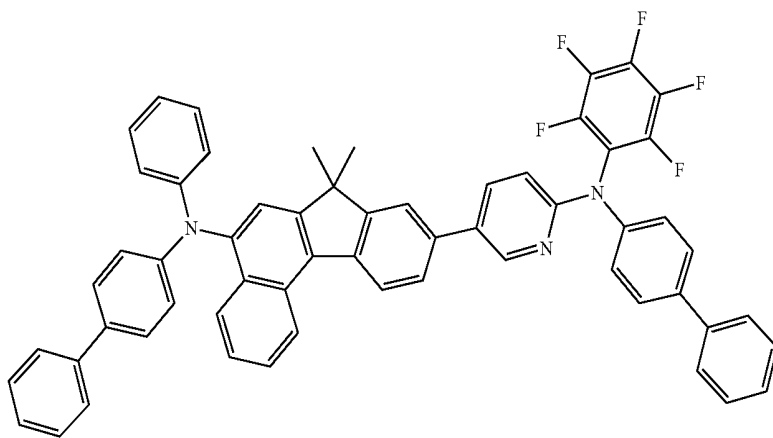
51



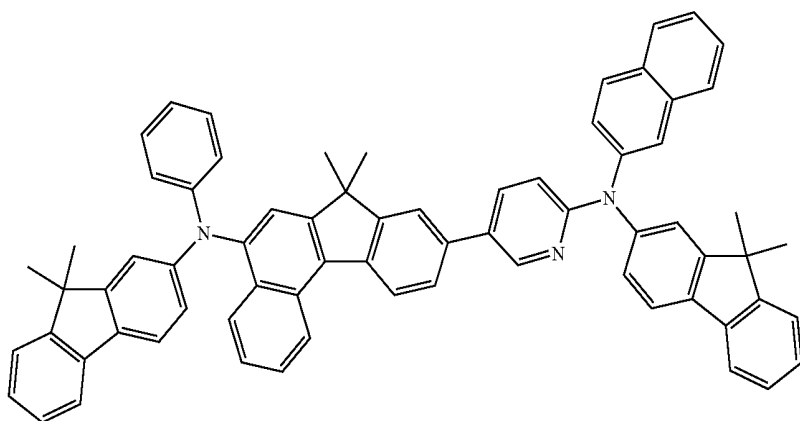
52



53

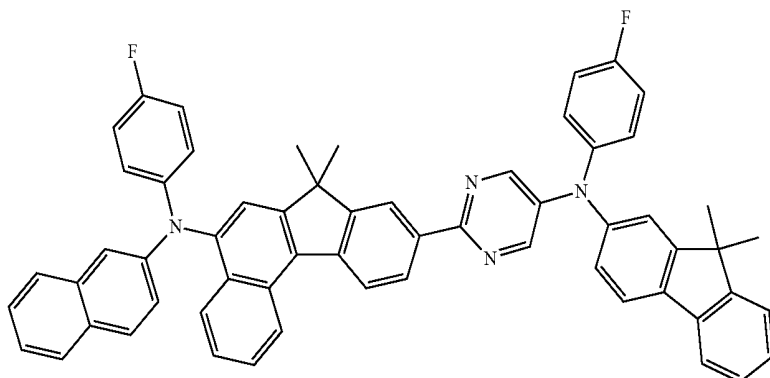


54

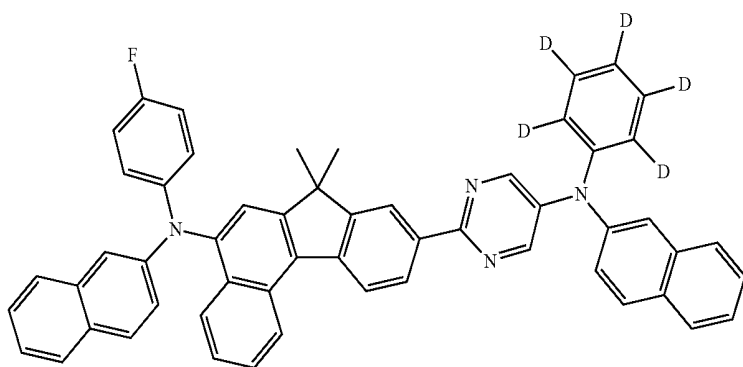


-continued

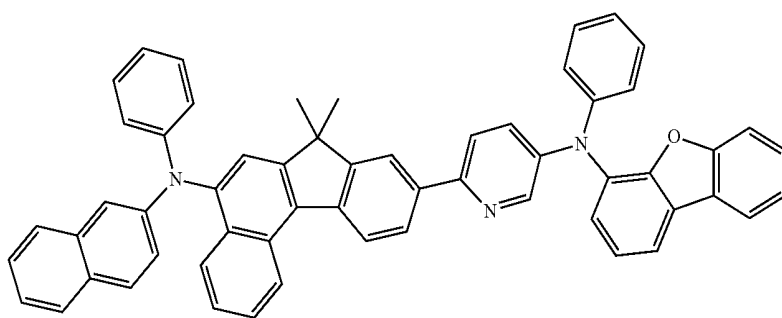
55



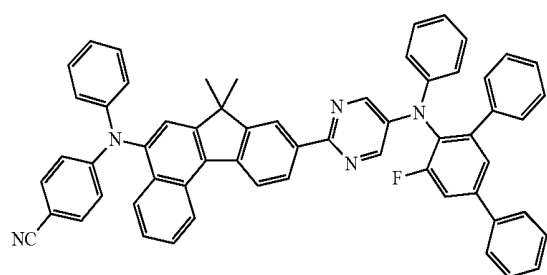
56



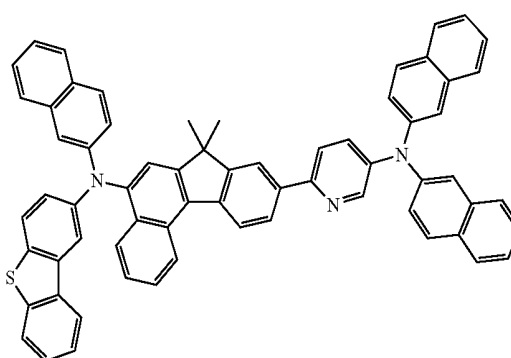
57



58

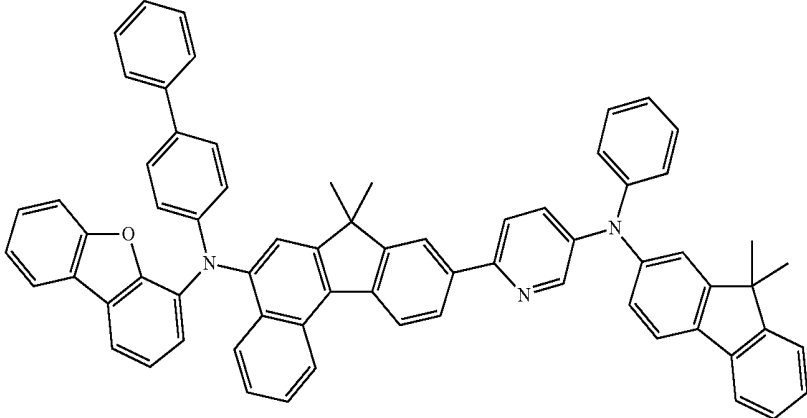


59

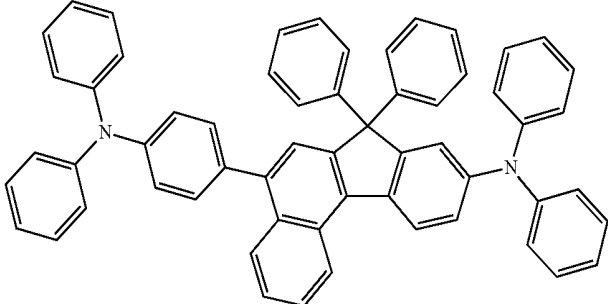


-continued

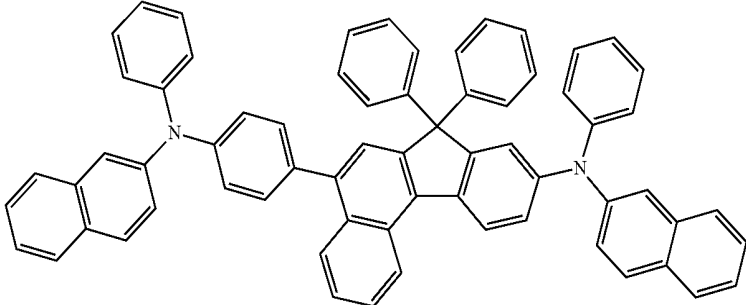
60



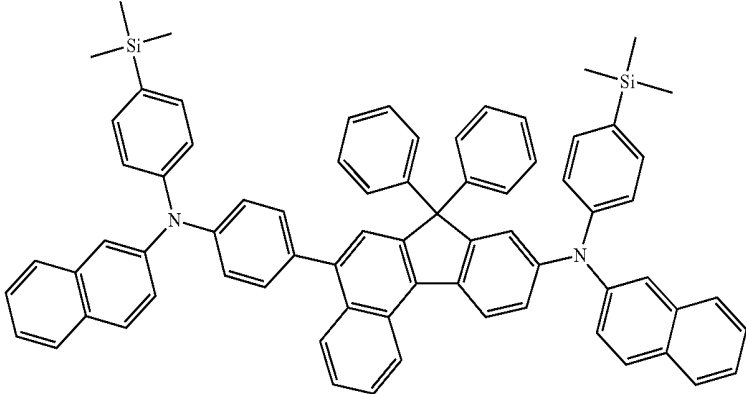
61



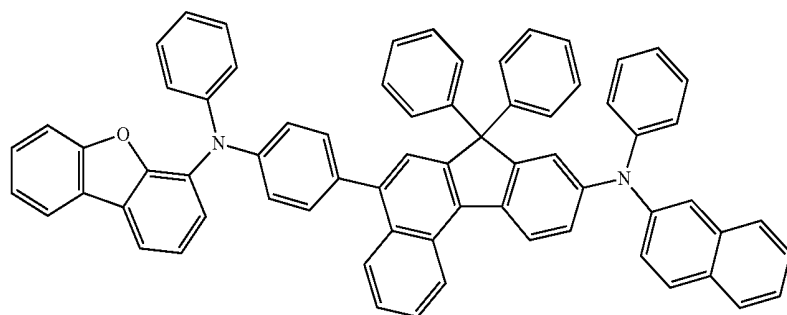
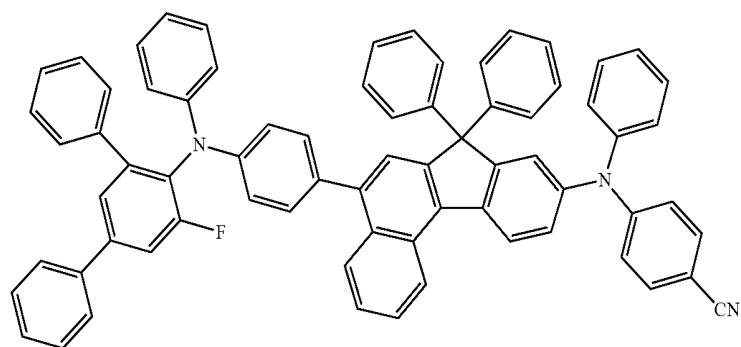
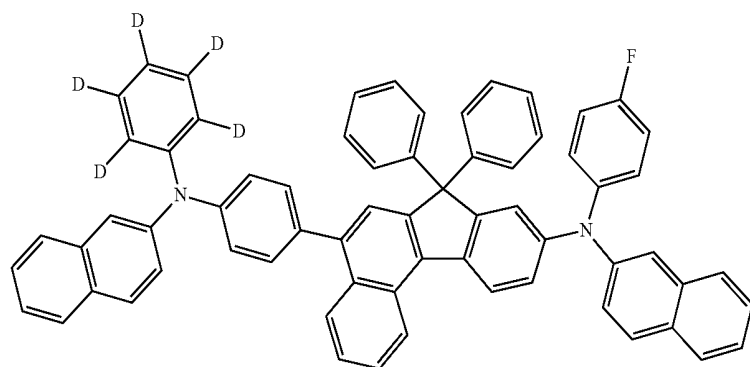
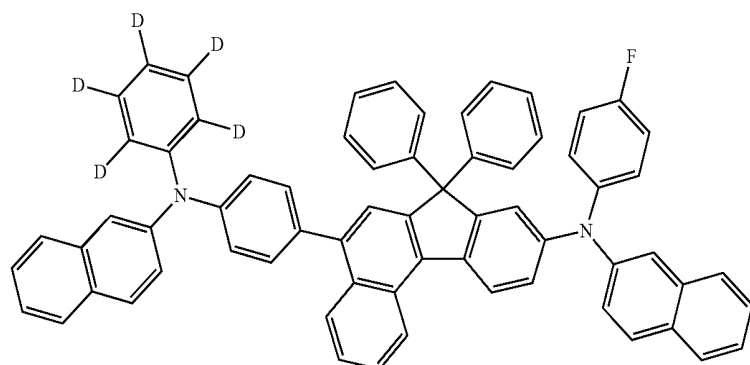
62



63

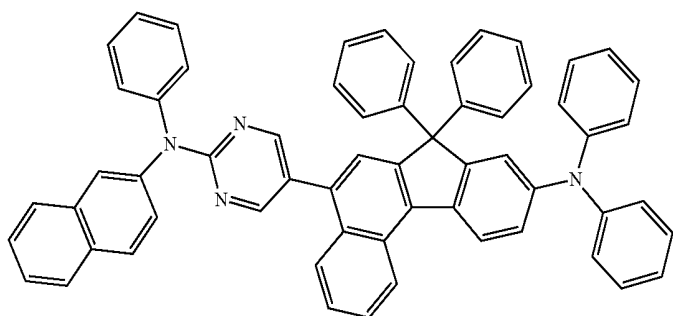


-continued

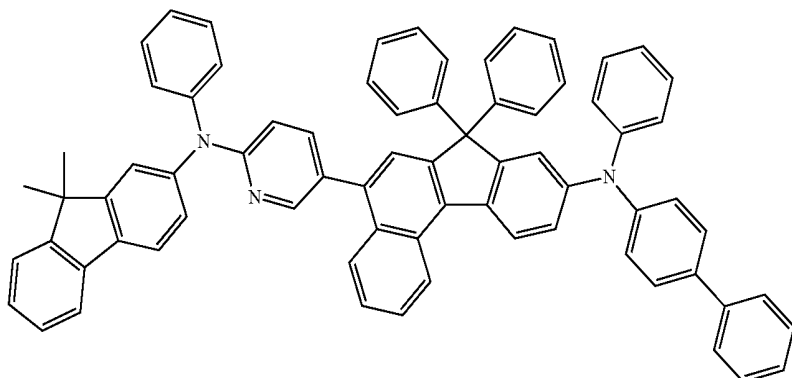


-continued

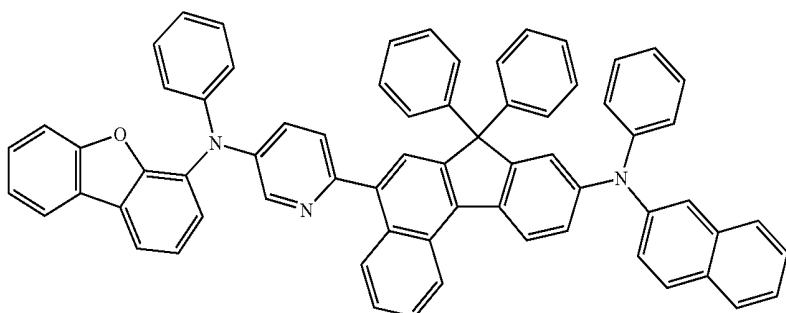
68



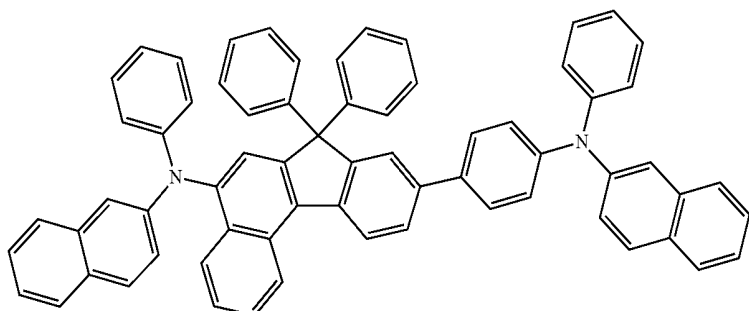
69



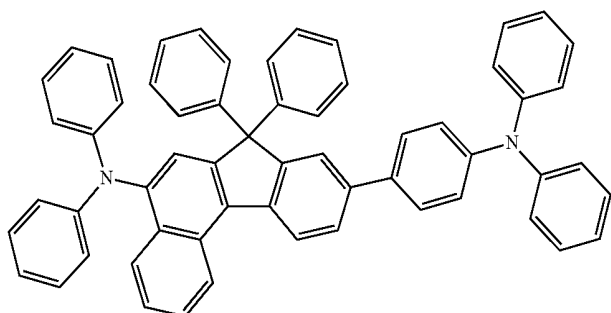
70



71

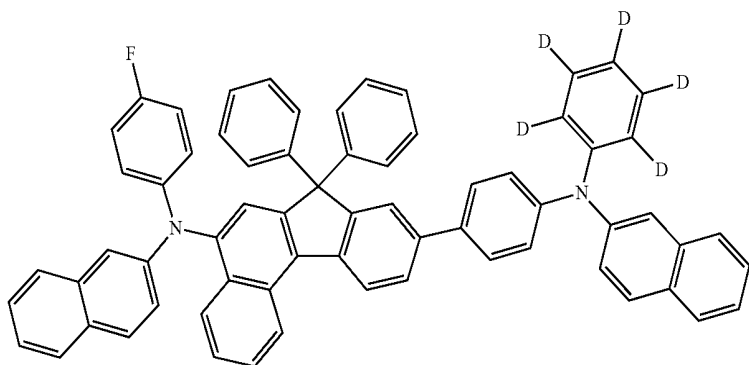


72

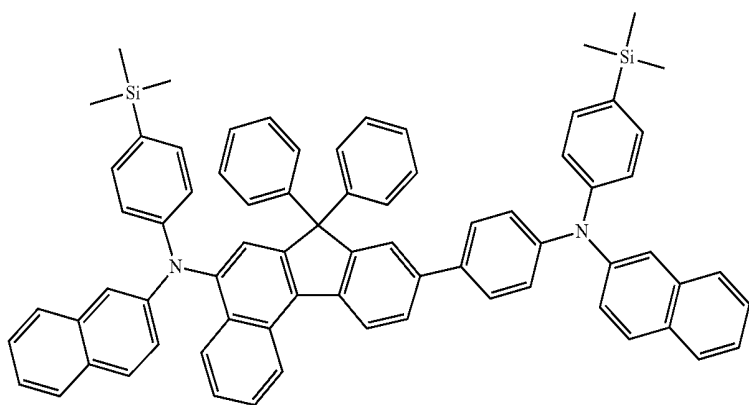


-continued

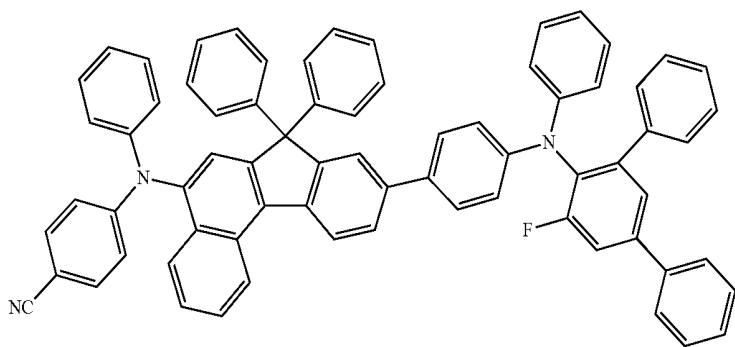
73



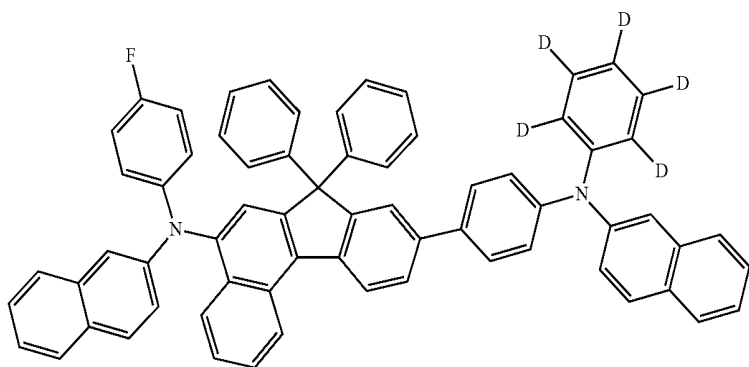
74



75

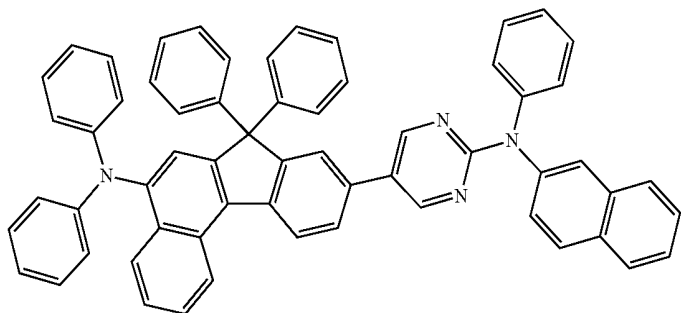


76

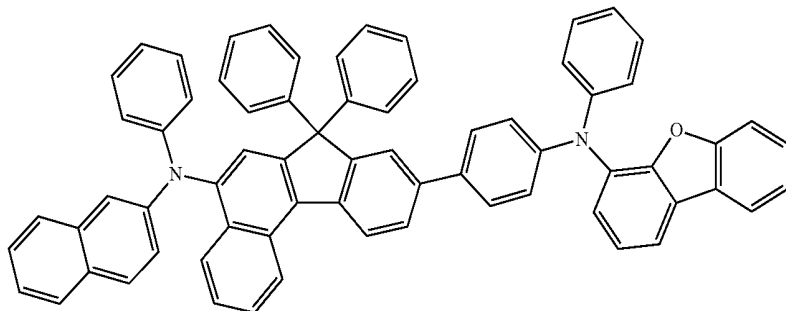


-continued

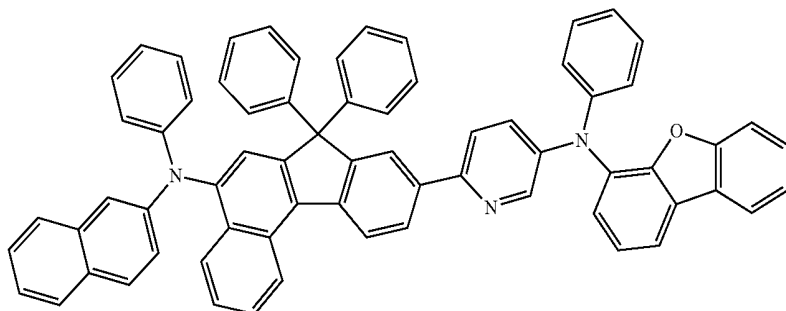
77



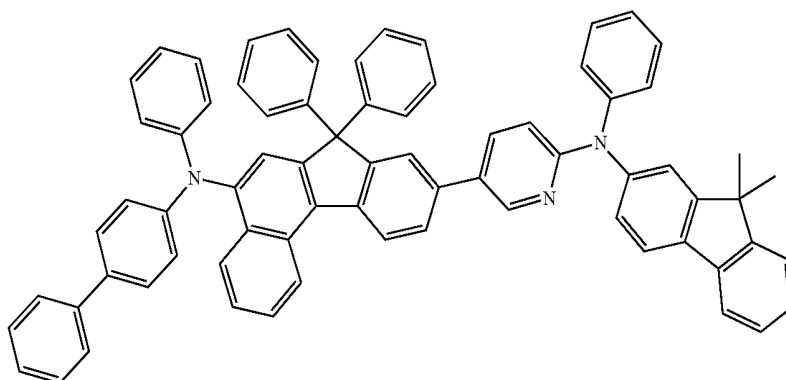
78



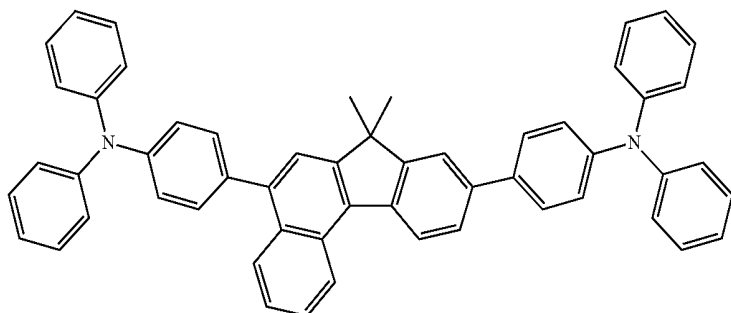
79



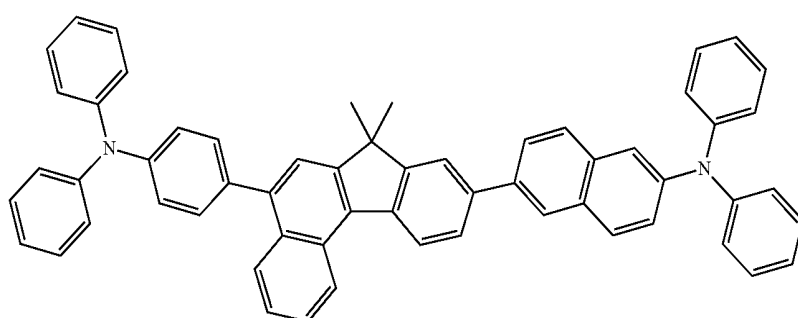
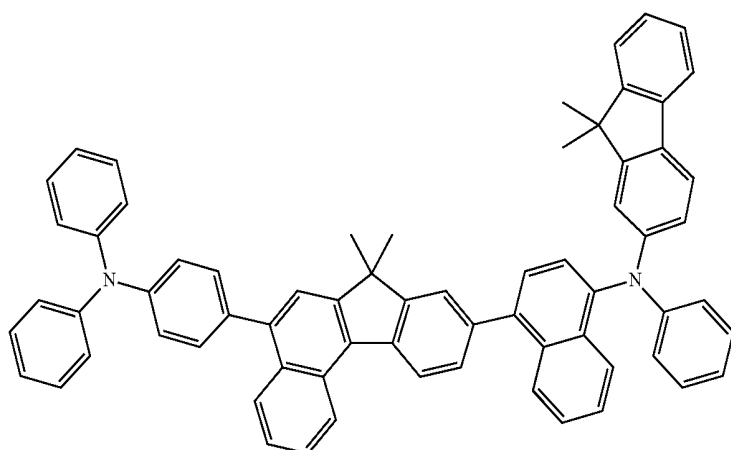
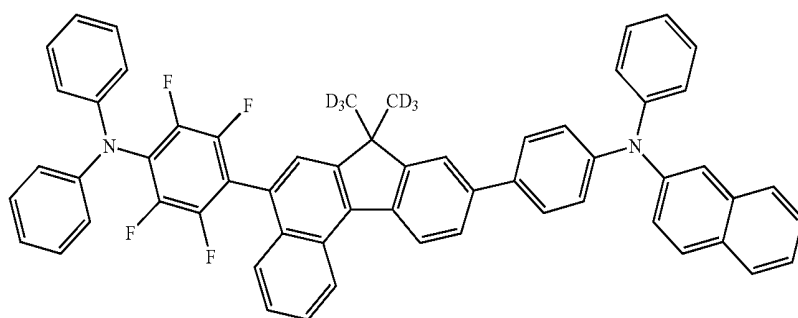
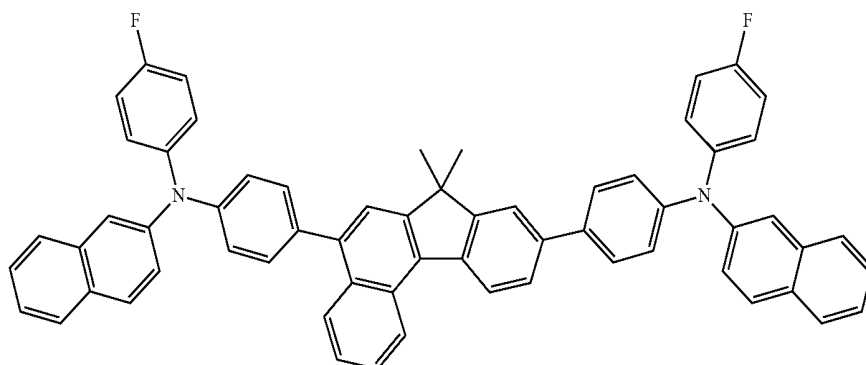
80



81

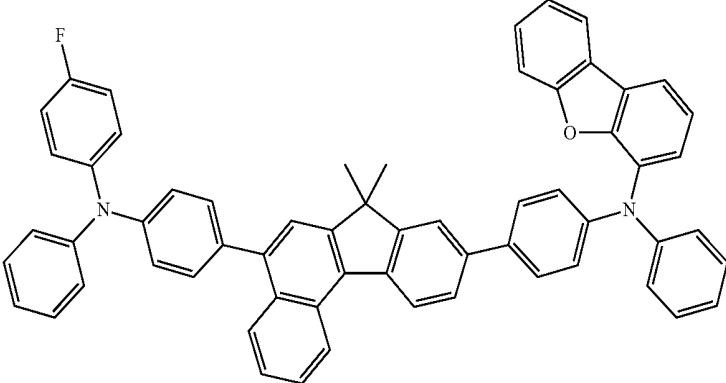


-continued

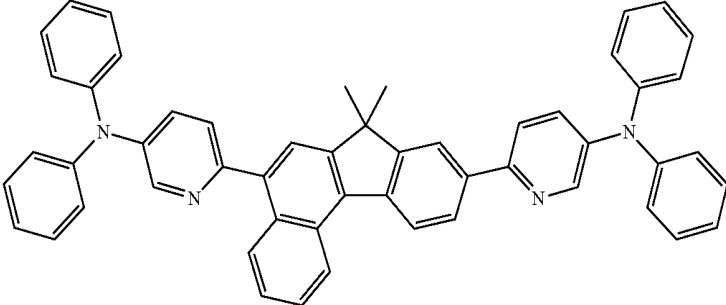


-continued

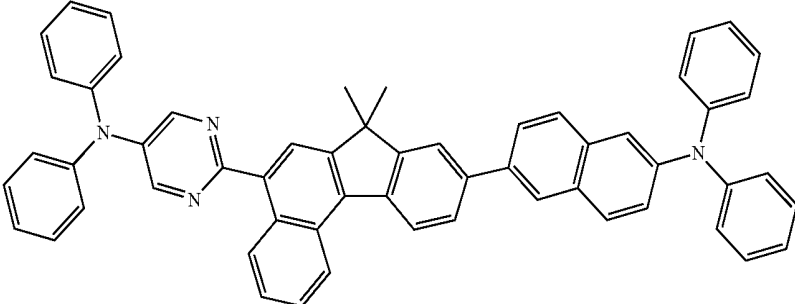
86



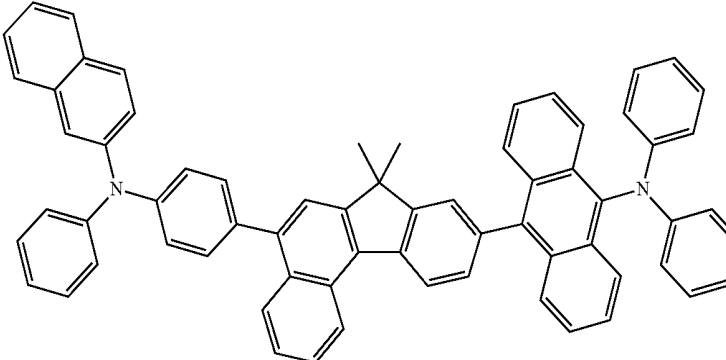
87



88

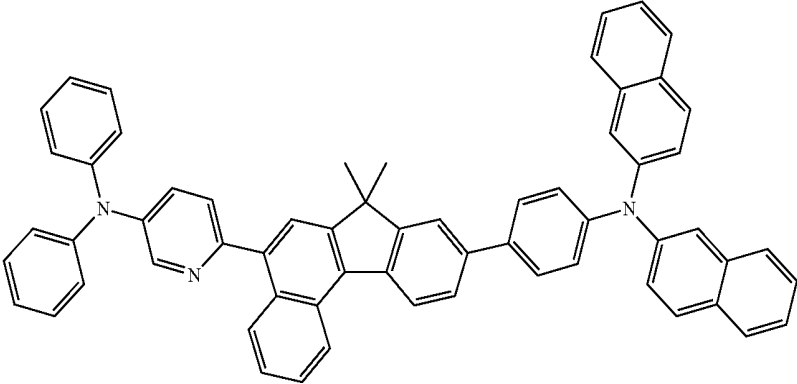


89

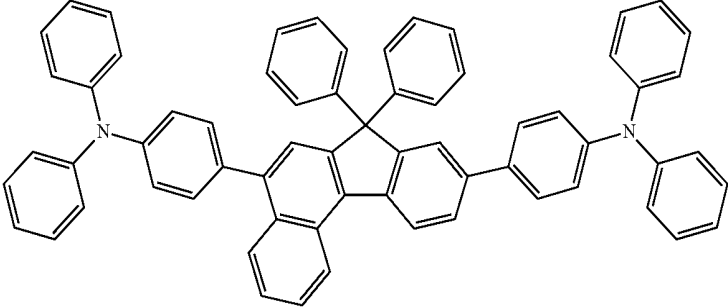


-continued

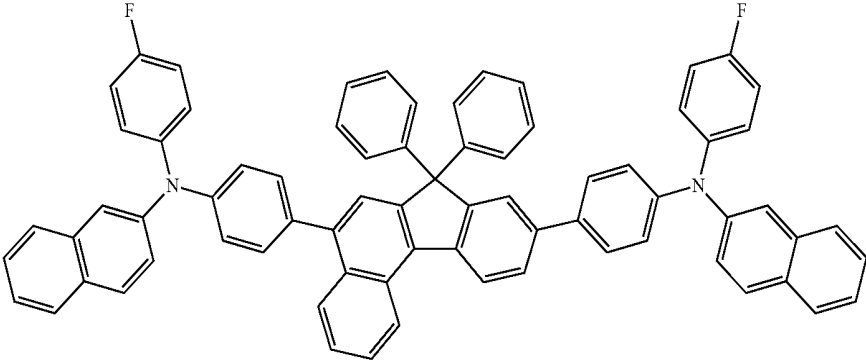
90



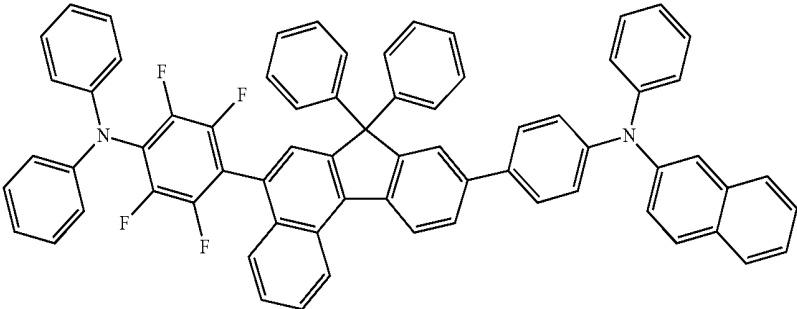
91



92

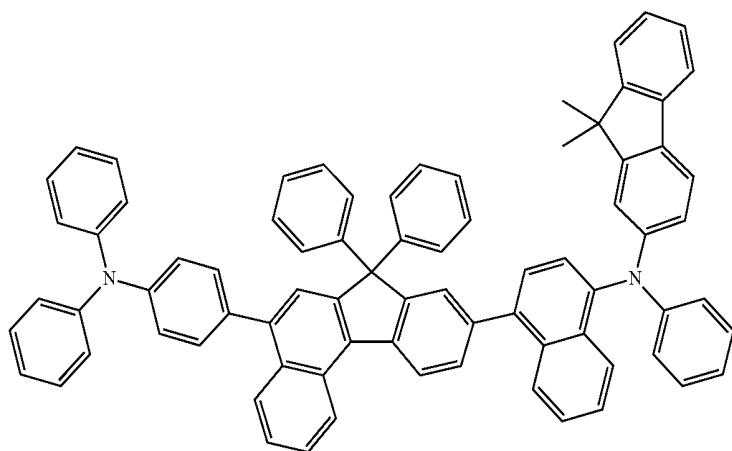


93

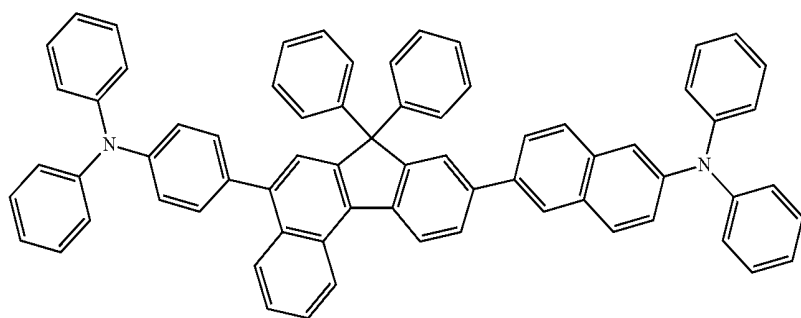


-continued

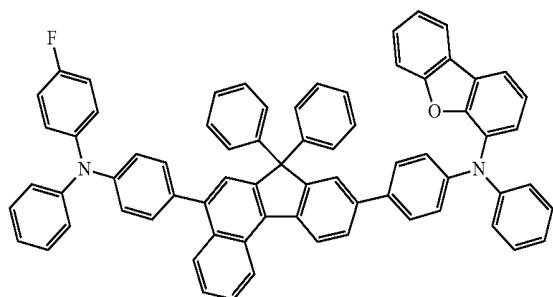
94



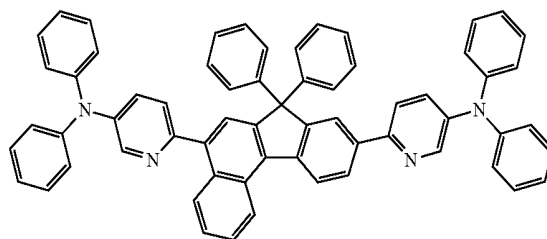
95



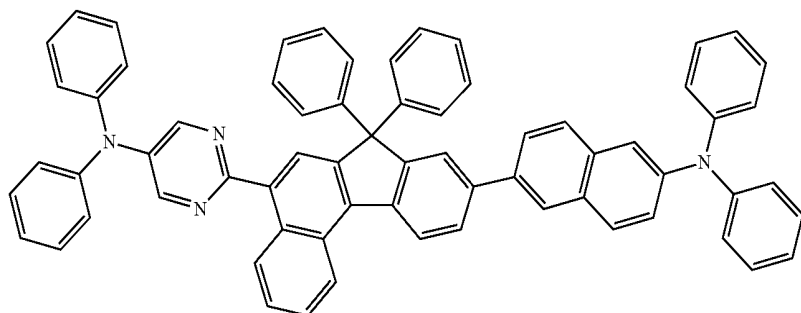
96



97

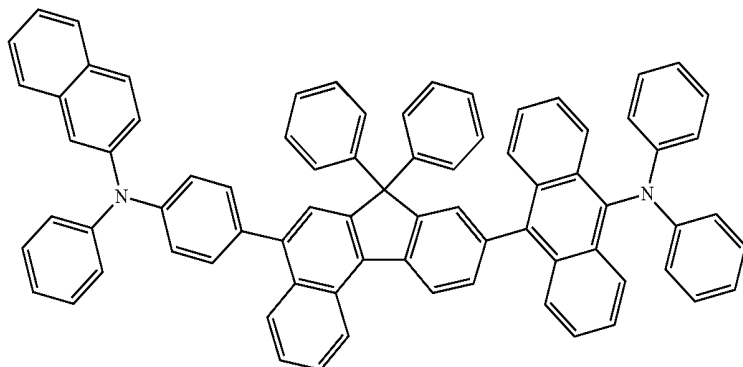


98

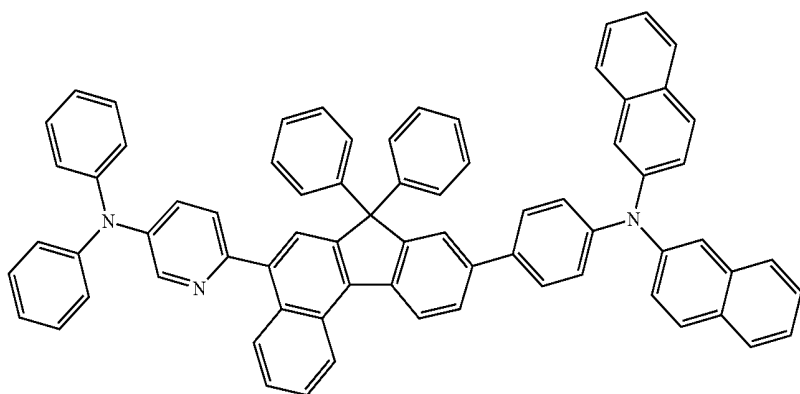


-continued

99



100



[0066] According to embodiments of the present disclosure, a benzofluorene-based compound represented by Formula 1 includes a linker between the benzofluorene ring and at least one N of Formula 1 (i.e. the sum of n_1 and n_2 is at least 1 in the compound represented by Formula 1, and thus includes at least one X_1 or X_2). According to embodiments of the present invention, inclusion of one or more linkers, allows for control of an energy level of a compound. Accordingly, X_1 , X_2 , n_1 and n_2 in a compound represented by Formula 1, may be selected in accordance with a desired energy level of the compound. For example, in one embodiment, the compound represented by Formula 1 is used as a dopant, and X_1 , X_2 , n_1 and n_2 may be selected in accordance with a desired relative energy level of the compound with respect to a host and an adjacent organic layer. An organic light emitting diode including such a compound may provide an organic light-emitting device with a lower driving voltage and improved efficiency, brightness, and lifespan.

[0067] A compound represented by Formula 1, having a benzofluorene core, may have a more 3-dimensional sterical structure (or may be less planar) than, for example, a compound having a pyrene core. When an organic layer is formed by using a compound including a pyrene core, molecules of the compound may be more regularly stacked, for example, by being horizontally oriented, thus increasing intermolecular interactions. However, molecules of a compound including a benzofluorene core may be more irregularly stacked, thus decreasing intermolecular interactions. Accordingly, a compound represented by Formula 1, having a benzofluorene core, may have a smaller intermolecular attractive force compared to a more planar compound, such as compound having

a pyrene core. Thus, an emission color of a compound having a benzofluorene core, such as a compound represented by Formula 1, may be less biased to a longer wavelength, and thus, may provide blue emission with improved color purity.

[0068] The benzofluorene-based compound represented by Formula 1 may be synthesized by using any suitable organic synthesis method. Various methods of synthesis of benzofluorene-based compounds represented by Formula 1 will be more apparent to one of ordinary skill in the art by referring to the examples, which are presented later.

[0069] At least one benzofluorene-based compound represented by Formula 1 may be used between a pair of electrodes of an organic light-emitting diode. For example, the benzofluorene-based compound represented by Formula 1 may be used in an emission layer.

[0070] Accordingly, in a further embodiment, provided is an organic light-emitting diode including: a first electrode; a second electrode on the first electrode; and an organic layer between the first electrode and the second electrode and including an emission layer and at least one benzofluorene-based compound represented by Formula 1.

[0071] The wording that "an organic layer includes at least one benzofluorene-based compound" used herein means that the organic layer may include one benzofluorene-based compound represented by Formula 1 or may include two or more benzofluorene-based compounds represented by Formula 1, that is, two or more structurally different compounds represented by Formula 1 may be included.

[0072] The organic layer may include at least one selected from a hole injection layer, a hole transport layer, a functional layer having a hole injection capability and a hole transport

capability (hereinafter, referred to as an “H-functional layer”), a buffer layer, an electron blocking layer, a hole blocking layer, an electron transport layer, an electron injection layer, and a functional layer having an electron injection capability and an electron transport capability (hereinafter, referred to as an “E-functional layer”). That is, the organic layer may include one or more of the above layers.

[0073] The term “organic layer” as used herein refers to a single layer or to a plurality of layers, between a first electrode and a second electrode of an organic light-emitting diode.

[0074] For example, the organic layer may include an emission layer, which may include a benzofluorene-based compound represented by Formula 1. The emission layer including the benzofluorene-based compound represented by Formula 1 may emit light that is generated according to a fluorescence emission mechanism.

[0075] According to an embodiment of the present invention, the benzofluorene-based compound is included in the emission layer of the organic light-emitting diode as a dopant, and the emission layer may further include a host. The host is described later.

[0076] FIG. 1 is a schematic sectional view of an organic light-emitting diode 10 according to an embodiment of the present invention. Hereinafter, the structure of an organic light-emitting diode according to an embodiment of the present invention and a method of manufacturing an organic light-emitting diode according to an embodiment of the present invention will be described in connection with FIG. 1.

[0077] In the embodiment of FIG. 1, the organic light-emitting diode 10 includes a substrate 11, a first electrode 13, an organic layer 15, and a second electrode 17, which are sequentially stacked in that order.

[0078] For the substrate 11, any substrate that is suitable for use in an organic light-emitting diode may be used. For example, the substrate 11 may be a glass substrate or transparent plastic substrate, having a suitable mechanical strength, thermal stability, transparency, surface smoothness, ease of handling, and/or water resistance.

[0079] A first electrode 13 may be formed by, for example, by depositing or sputtering a material for a first electrode on the substrate 11. When the first electrode 13 is an anode, the material for the first electrode may be selected from materials with a high work function to ease hole injection. The first electrode 13 may be a reflective electrode or a transmission electrode. The material for the first electrode may be a transparent material with high conductivity, and examples of such a material are indium tin oxide (ITO), indium zinc oxide (IZO), tin oxide (SnO₂), and zinc oxide (ZnO). When magnesium (Mg), aluminum (Al), aluminum-lithium (Al—Li), calcium (Ca), magnesium-indium (Mg—In), magnesium-silver (Mg—Ag), or the like is used, the first electrode 13 may be used as a reflective electrode.

[0080] The first electrode 13 may have a single-layer structure or a multi-layer structure including two or more layers. For example, the first electrode 13 may have a three-layered structure of ITO/Ag/ITO, but the structure of the first electrode 13 is not limited thereto.

[0081] The organic layer 15 may be on the first electrode 13.

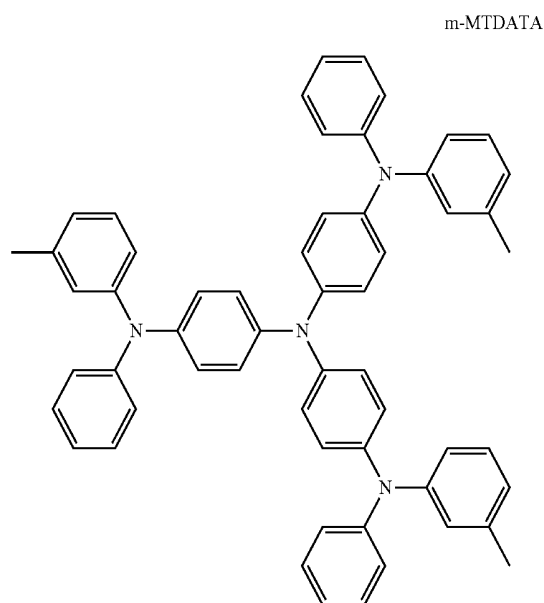
[0082] The organic layer 15 may include, for example, a hole injection layer, a hole transport layer, a buffer layer, an emission layer, an electron transport layer, and/or an electron injection layer.

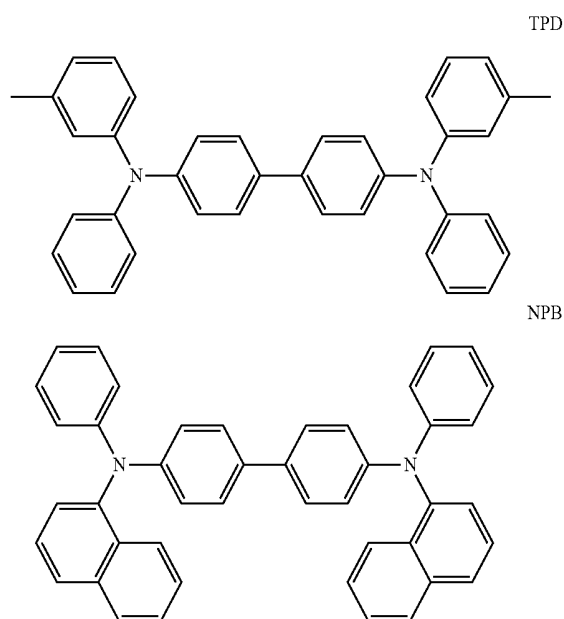
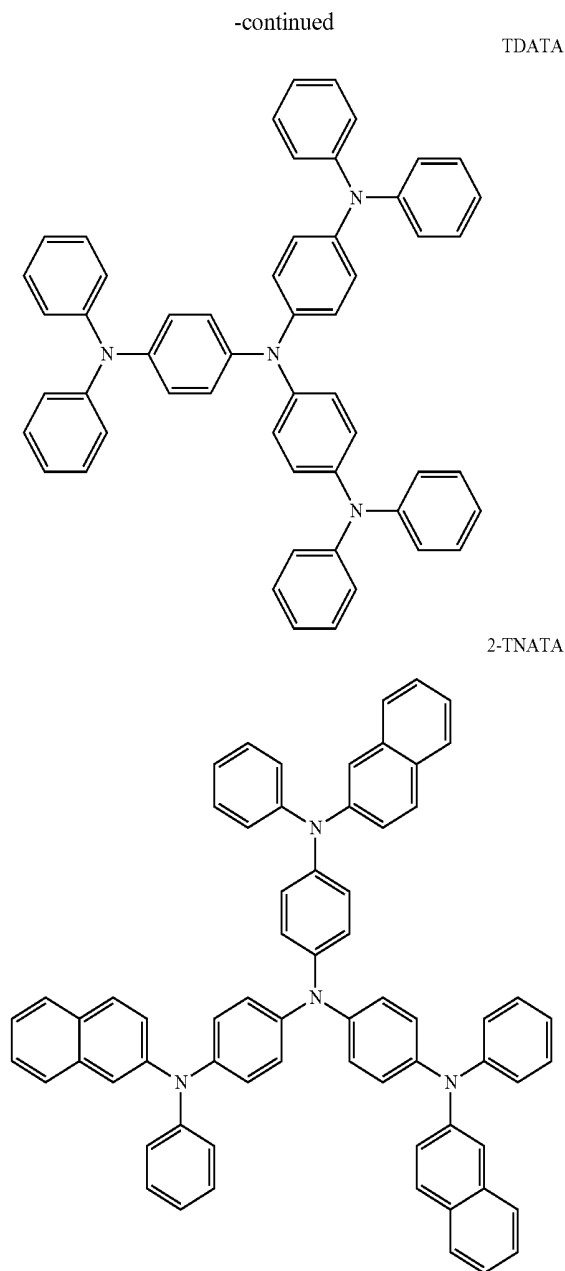
[0083] The hole injection layer (HIL) may be formed on the first electrode 13 by using various suitable methods, such as vacuum deposition, spin coating, casting, LB deposition, or the like.

[0084] When the HIL is formed using vacuum deposition, vacuum deposition conditions may vary according to the compound that is used to form the HIL, and a desired structure and thermal properties of the HIL to be formed. For example, vacuum deposition may be performed at a temperature of about 100° C. to about 500° C., a pressure of about 10⁻⁸ torr to about 10⁻³ torr, and a deposition rate of about 0.01 to about 100 Å/sec. However, the deposition conditions are not limited thereto.

[0085] When the HIL is formed using spin coating, the coating conditions may vary according to the compound that is used to form the HIL, and the desired structure and thermal properties of the HIL to be formed. For example, the coating rate may be in a range of about 2000 rpm to about 5000 rpm, and a temperature at which heat treatment is performed to remove a solvent after coating may be in the range of about 80° C. to about 200° C. However, the coating conditions are not limited thereto.

[0086] In some embodiments, as a hole injection material, any hole injection material suitable for use in an organic light-emitting device may be used, and examples include, N¹-diphenyl-N,N¹-bis-[4-(phenyl-m-tolyl-amino)-phenyl]-biphenyl-4,4'-diamine (DNTPD), a phthalocyanine compound such as copper phthalocyanine, 4,4',4''-tris(3-methylphenylphenylamino) triphenylamine (m-MTDATA), N,N¹-di(1-naphthyl)-N,N¹-diphenylbenzidine (NPB), TDATA, 2-TNATA, a polyaniline/dodecylbenzenesulfonic acid (pani/DBSA), poly(3,4-ethylenedioxythiophene)/poly(4-styrenesulfonate) (PEDOT/PSS), polyaniline/camphor sulfonic acid (pani/CSA), and (polyaniline)/poly(4-styrenesulfonate) (PANI/PSS), but are not limited thereto.



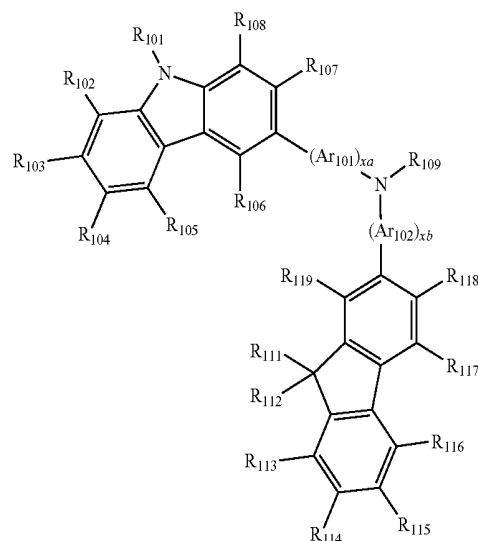


[0090] A thickness of the HTL may be in a range of about 50 Å to about 2000 Å, for example, about 100 Å to about 1500 Å. When the thickness of the HTL is within these ranges, the HTL may have suitable electron transporting ability without a substantial increase in driving voltage.

[0091] An H-functional layer (i.e. a functional layer having a hole injection ability and a hole transport ability) may include one or more materials selected from the materials for the HIL and one or more materials selected from the materials for the HTL. A thickness of the H-functional layer may be in a range of about 500 Å to about 10,000 Å, for example, about 100 Å to about 1,000 Å. When the thickness of the H-functional layer is within these ranges, the H-functional layer may have suitable hole injection and transport characteristics without a substantial increase in driving voltage.

[0092] In addition, the HIL, the HTL, and/or the H-functional layer may include at least one compound represented by Formula 300 or Formula 301 below:

Formula 300



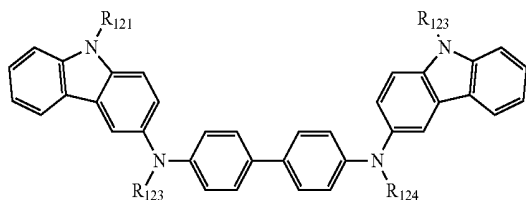
[0087] A thickness of the HIL may be in a range of about 100 Å to about 10000 Å, for example, about 100 Å to about 1000 Å. When the thickness of the HIL is within these ranges, the HIL may have suitable electron injection ability without a substantial increase in driving voltage.

[0088] A hole transport layer (HTL) may be formed on the HIL by using vacuum deposition, spin coating, casting, LB deposition, or the like. When the HTL is formed using vacuum deposition or spin coating, the deposition and coating conditions may be similar to those for the formation of the HIL, though the deposition and coating conditions may vary according to a compound that is used to form the HTL.

[0089] Examples of a suitable hole transport material according to embodiments of the present invention include a carbazole derivative, such as N-phenylcarbazole or polyvinylcarbazole, N,N'-bis(3-methylphenyl)-N,N'-diphenyl-[1,1-biphenyl]-4,4'-diamine (TPD, shown below), 4,4',4''-tris(N-carbazolyl)triphenylamine (TCTA), and N,N'-di(1-naphthyl)-N,N'-diphenylbenzidine (NPB, shown below), but are not limited thereto.

-continued

Formula 301



[0093] Ar₁₀₁ and Ar₁₀₂ in Formula 300 may each be independently selected from a substituted or unsubstituted C₆-C₆₀ arylene group. For example, Ar₁₀₁ and Ar₁₀₂ may each be independently selected from a phenylene group, a pentalenylene group, an indenylene group, a naphthylene group, an azulenylene group, a heptalenylene group, an acenaphthylene group, a fluorenylene group, a phenarenylene group, a phenanthrenylene group, an anthrylene group, a fluoranthenylene group, a triphenylenylene group, a pyrenylene group, a chrysenylene group, a naphthacenylenylene group, a pycenylenylene group, a perylenylene group, and a penacenylenylene group; and

[0094] a phenylene group, a pentalenylene group, an indenylene group, a naphthylene group, an azulenylene group, a heptalenylene group, an acenaphthylene group, a fluorenylene group, a phenarenylene group, a phenanthrenylene group, an anthrylene group, a fluoranthenylene group, a triphenylenylene group, a pyrenylene group, a chrysenylene group, a naphthacenylenylene group, a pycenylenylene group, a perylenylene group, and a penacenylenylene group, each substituted with at least one selected from a deuterium atom, a halogen atom, a hydroxyl group, a cyano group, a nitro group, an amino group, an amidino group, a hydrazine group, a hydrazone group, a carboxylic acid group or a salt thereof, a sulfonic acid group or a salt thereof, a phosphoric acid group or a salt thereof, a substituted or unsubstituted C₁-C₆₀ alkyl group, a C₂-C₆₀ alkenyl group, a C₂-C₆₀ alkynyl group, a C₁-C₆₀ alkoxy group, a C₃-C₁₀ cycloalkyl group, a C₃-C₁₀ cycloalkenyl group, a C₂-C₁₀ heterocycloalkyl group, a C₂-C₁₀ heterocycloalkenyl group, a C₆-C₆₀ aryl group, a C₆-C₆₀ aryoxyl group, a C₆-C₆₀ arylthio group, and C₂-C₆₀ heteroaryl group.

[0095] xa and xb in Formula 300 may each be independently selected from an integer of 0 to 5, for example 0, 1 or 2. For example, xa may be 1 and xb may be 0, but are not limited thereto.

[0096] R₁₀₁ to R₁₀₈, R₁₁₁ to R₁₁₉, and R₁₂₁ to R₁₂₄ in Formulae 300 and 301 may each be independently selected from a hydrogen atom, a deuterium atom, a halogen atom, a hydroxyl group, a cyano group, a nitro group, an amino group, an amidino group, a hydrazine group, a hydrazone group, a carboxylic acid group or a salt thereof, a sulfonic acid group or a salt thereof, a phosphoric acid group or a salt thereof, a substituted or unsubstituted C₁-C₆₀ alkyl group, a substituted or unsubstituted C₂-C₆₀ alkenyl group, a substituted or unsubstituted C₂-C₆₀ alkynyl group, a substituted or unsubstituted C₁-C₆₀ alkoxy group, a substituted or unsubstituted C₃-C₆₀ cycloalkyl group, a substituted or unsubstituted C₅-C₆₀ aryl group, a substituted or unsubstituted C₅-C₆₀ aryoxyl group, and a substituted or unsubstituted C₅-C₆₀ arylthio group. For example, R₁₀₁ to R₁₀₈, R₁₁₁ to R₁₁₉, and R₁₂₁ to R₁₂₄ in Formulae 300 and 301 may each be independently selected from

[0097] a hydrogen atom, a deuterium atom, a halogen atom, a hydroxyl group, a cyano group, a nitro group, an amino group, an amidino group, a hydrazine group, a hydrazone group, a carboxylic acid group or a salt thereof, a sulfonic acid

group or a salt thereof, a phosphoric acid group or a salt thereof, a C₁-C₁₀ alkyl group (for example, a methyl group, an ethyl group, a propyl group, a butyl group, a pentyl group, a hexyl group, and the like), a C₁-C₁₀ alkoxy group (for example, a methoxy group, an ethoxy group, a propoxy group, a butoxy group, a pentoxy group, and the like);

[0098] a C₁-C₁₀ alkyl group and a C₁-C₁₀ alkoxy group, each substituted with at least one selected from a deuterium atom, a halogen atom, a hydroxyl group, a cyano group, a nitro group, an amino group, an amidino group, a hydrazine group, a hydrazone group, a carboxylic acid group or a salt thereof, a sulfonic acid group or a salt thereof and a phosphoric acid group or a salt thereof;

[0099] a phenyl group; a naphthyl group; an anthryl group; a fluorenyl group; a pyrenyl group; and

[0100] a phenyl group, a naphthyl group, an anthryl group, a fluorenyl group, and a pyrenyl group, each substituted with at least one selected from a deuterium atom, a halogen atom, a hydroxyl group, a cyano group, a nitro group, an amino group, an amidino group, a hydrazine group, a hydrazone group, a carboxylic acid group or a salt thereof, a sulfonic acid group or a salt thereof, a phosphoric acid group or a salt thereof, a C₁-C₁₀ alkyl group, and a C₁-C₁₀ alkoxy group,

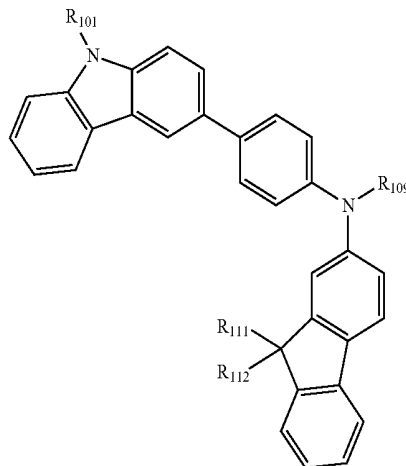
[0101] but R₁₀₁ to R₁₀₈, R₁₁₁ to R₁₁₉, and R₁₂₁ to R₁₂₄ are not limited thereto.

[0102] R₁₀₉ in Formula 300 may be selected from a phenyl group, a naphthyl group, an anthryl group, a biphenyl group, and a pyridyl group and

[0103] a phenyl group, a naphthyl group, an anthryl group, a biphenyl group, and a pyridyl group, each substituted with at least one selected from of a deuterium atom, a halogen atom, a hydroxyl group, a cyano group, a nitro group, an amino group, an amidino group, a hydrazine group, a hydrazone group, a carboxylic acid group or a salt thereof, a sulfonic acid group or a salt thereof, a phosphoric acid group or a salt thereof, a substituted or unsubstituted C₁-C₂₀ alkyl group, and a substituted or unsubstituted C₁-C₂₀ alkoxy group.

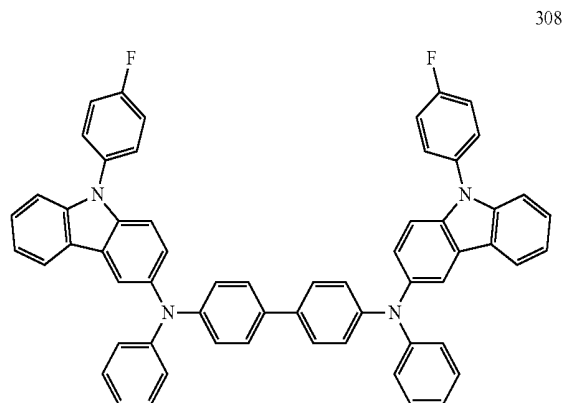
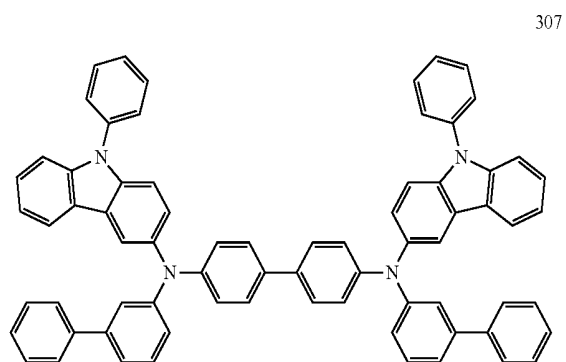
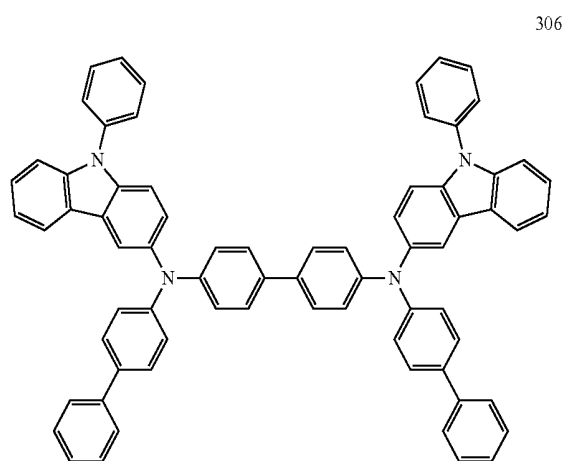
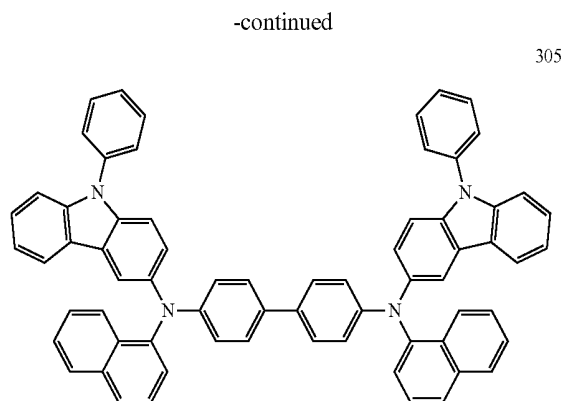
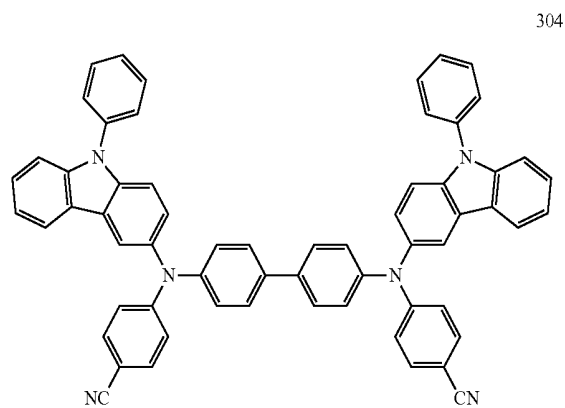
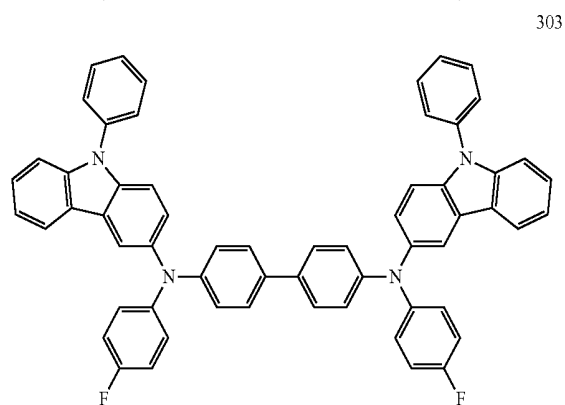
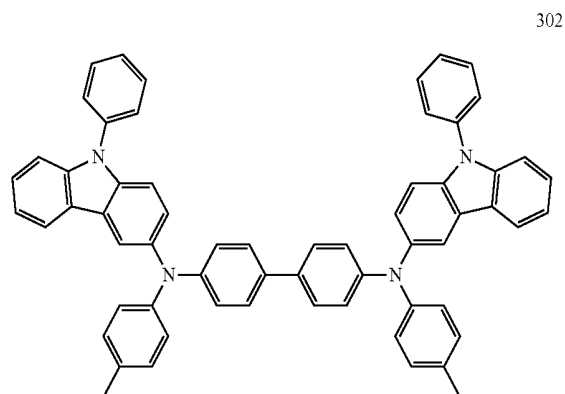
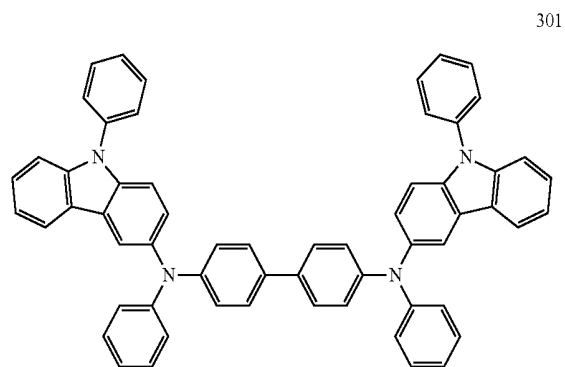
[0104] According to an embodiment of the present invention, the compound represented by Formula 300 is a compound represented by Formula 300A below, but is not limited thereto:

Formula 300A



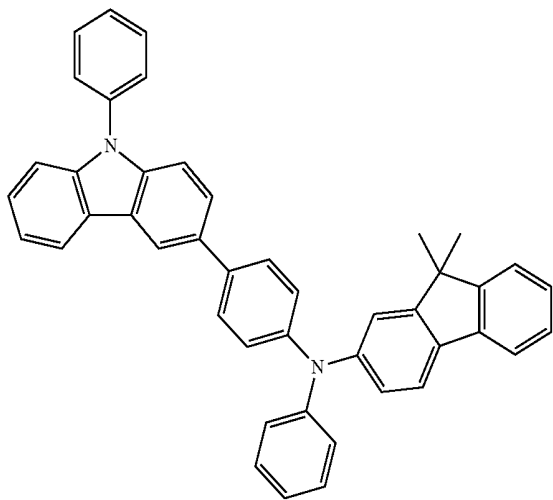
[0105] R₁₀₁, R₁₁₁, R₁₁₂, and R₁₀₉ in Formula 300A may be selected as already described above with reference to Formula 300.

[0106] For example, the HIL, the HTL, and/or the H-functional layer may include at least compound selected from Compounds 301 to 320 below, but is not limited thereto, and one or more of the layers may include other materials:



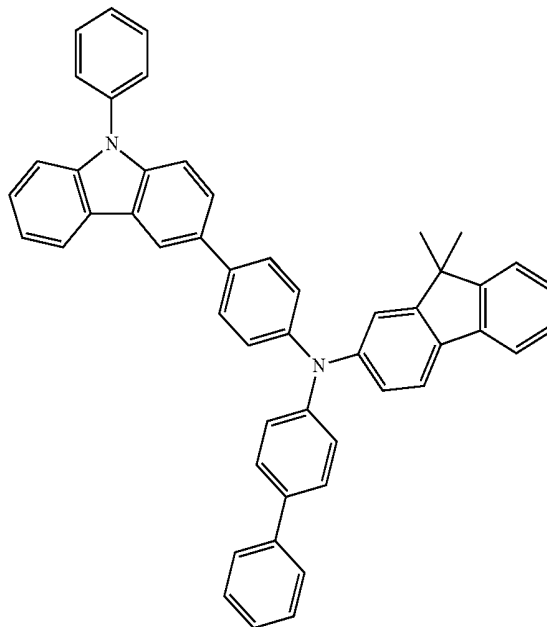
-continued

309

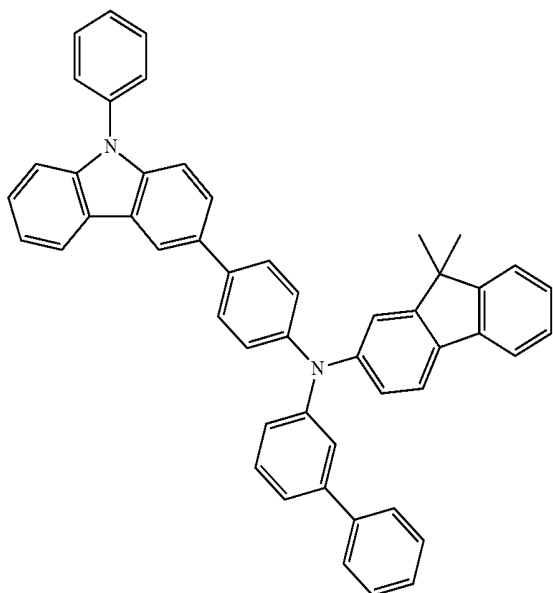


-continued

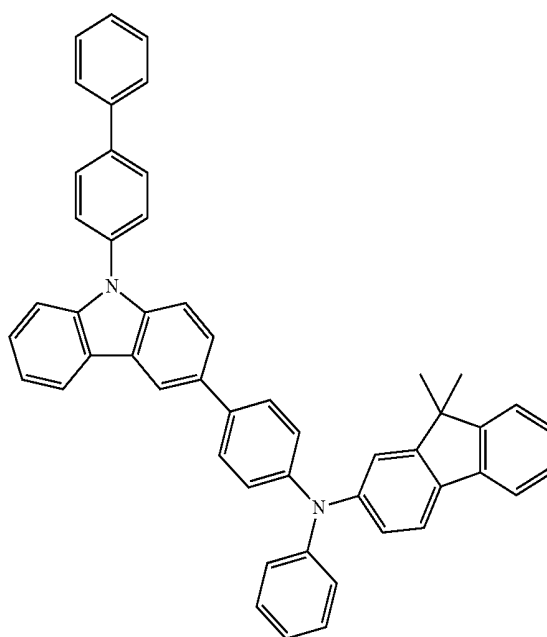
311



310

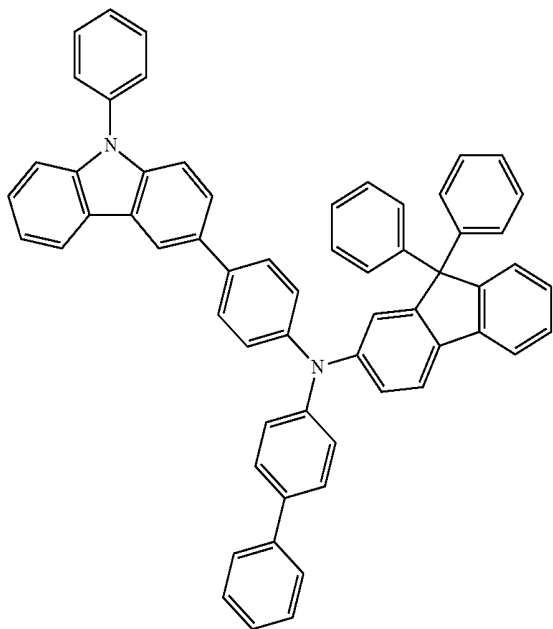


312



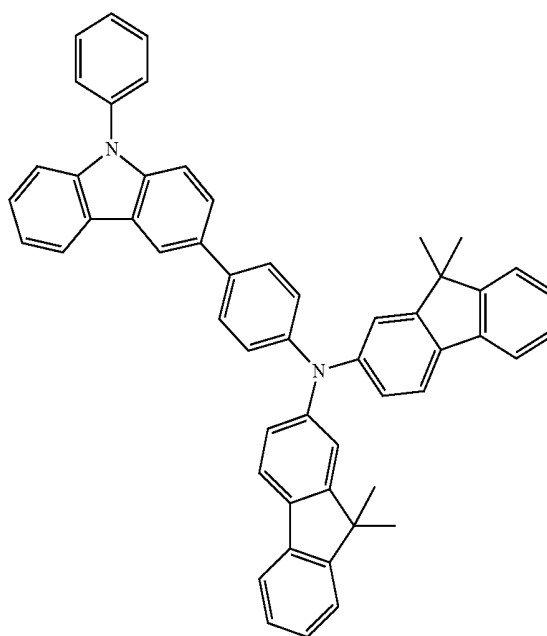
-continued

313

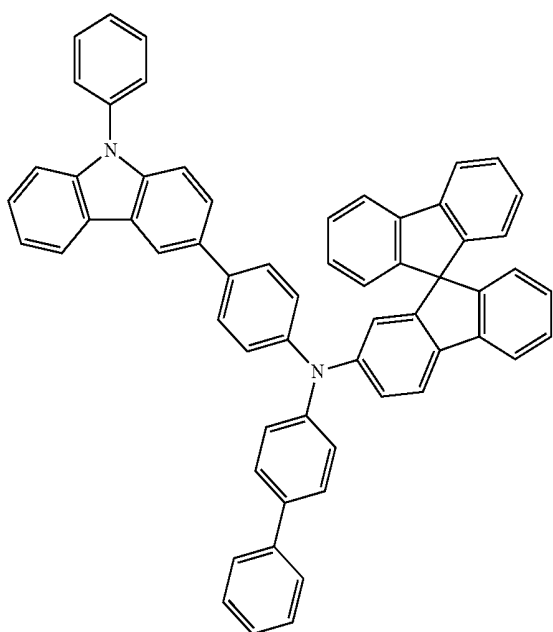


-continued

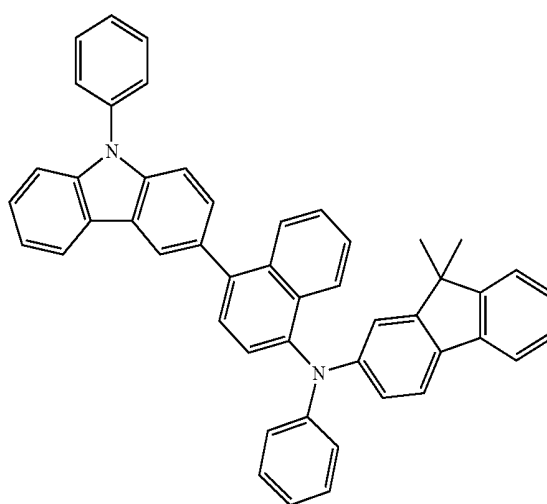
315



314

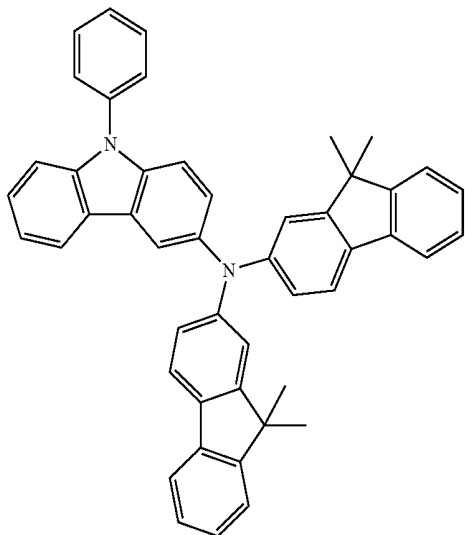


316



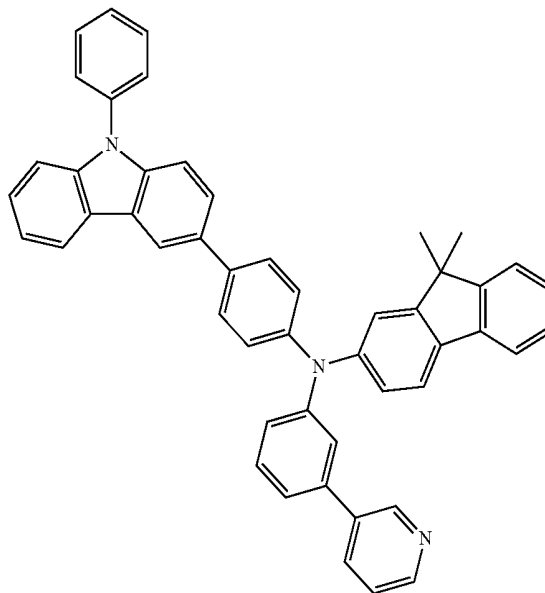
-continued

317



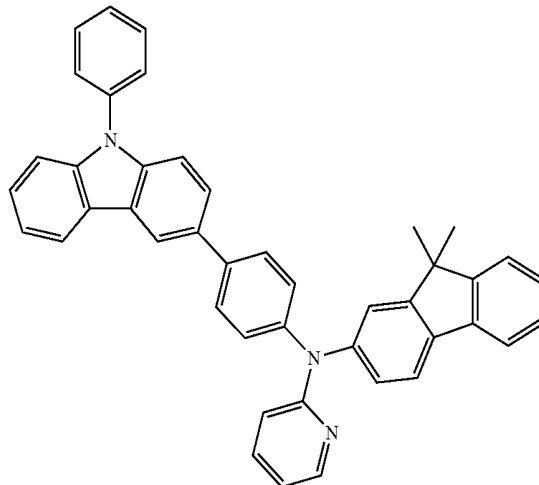
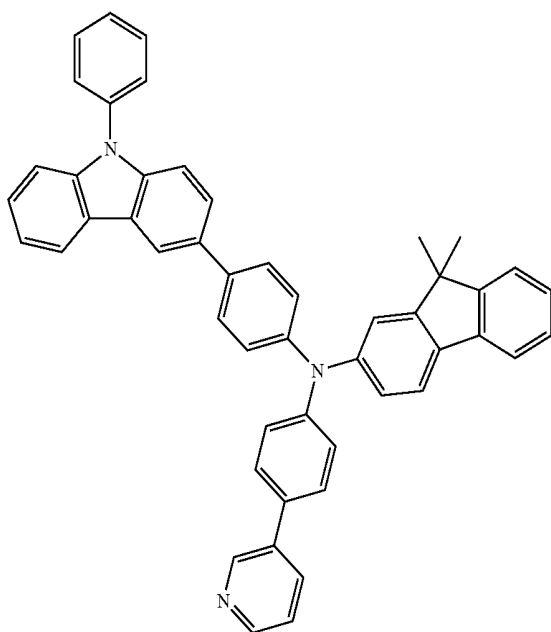
-continued

319



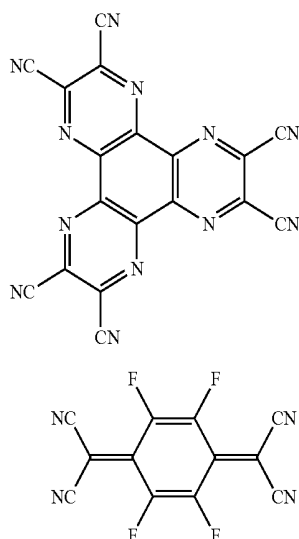
320

318



[0107] The HIL, the HTL, and/or the H-functional layer, may further include a charge-generating material to increase conductivity, in addition to the hole injecting materials, the hole transport materials, and/or the materials having both hole injection and hole transport capabilities.

[0108] Examples of the charge generating material include quinine derivatives, metal oxides, and compounds with a cyano group, but are not limited thereto. Additional examples of the charge-generating material include a quinone derivative, such as tetracyanoquinonedimethane (TCNQ) or 2,3,5,6-tetrafluoro-tetracyano-1,4-benzoquinonedimethane (F4-TCNQ); a metal oxide, such as tungsten oxide or molybdenum oxide; and a cyano group-containing compound, such as Compound 200 below, but are not limited thereto.



Compound 200

F4-TCNQ

[0109] When the hole injection layer, the hole transport layer, and/or the H-functional layer further includes a charge-generating material, the charge-generating material may be homogeneously dispersed or non-homogeneously distributed in the hole injection layer, the hole transport layer, and/or the H-functional layer, independently.

[0110] A buffer layer may be included between the HIL, the HTL, and/or the H-functional layer, and an emission layer. The buffer layer may compensate for an optical resonance distance of light according to a wavelength of the light emitted from the emission layer, and thus may increase efficiency. A buffer layer may include any hole injecting material or hole transporting material suitable for use in an organic light-emitting device. In some embodiments, the buffer layer includes a same material as a materials used in the HIL, HTL, and/or H-functional layer, which is on the buffer layer.

[0111] An emission layer (EML) may be formed on the HTL, the H-functional layer, or the buffer layer by spin coating, casting, or a LB method. When the EML is formed by vacuum deposition or spin coating, the deposition and coating conditions may be similar to those for the formation of the HIL, though the conditions for deposition and coating may vary according to a material that is used to form the EML.

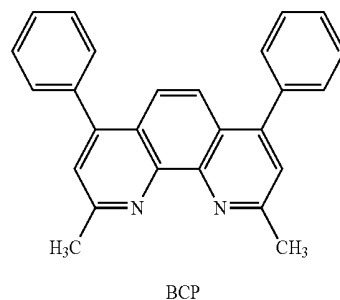
[0112] The EML may include a host and a benzofluorene-based compound represented by Formula 1 as a dopant.

[0113] An amount of the dopant (that is, an amount of the benzofluorene-based compound represented by Formula 1) in the EML may be in a range of about 0.01 to about 15 parts by weight based on 100 parts by weight of the host, but is not limited thereto.

[0114] A thickness of the EML may be in a range of about 100 Å to about 1000 Å, for example, about 200 Å to about 600 Å. When the thickness of the EML is within these ranges, the EML may have improved luminescent properties without a substantial increase in driving voltage.

[0115] In one embodiment, a hole blocking layer (HBL) may be formed on the EML to prevent or reduce diffusion of triplet excitons or holes to an electron transport layer. When the HBL is formed by vacuum deposition or spin coating, the deposition and coating conditions may be similar to those for the formation of the HIL, though the conditions for deposition and coating may vary according to a material that is used to form the HBL. Any hole-blocking material suitable for use in

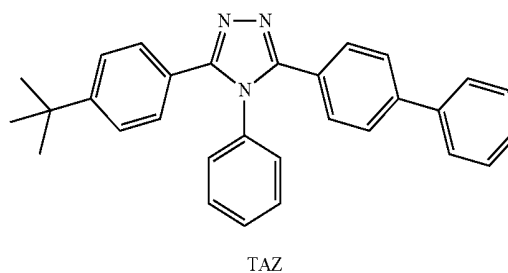
an organic light-emitting device may be used. Examples thereof include oxadiazole derivatives, triazole derivatives, and phenanthroline derivatives. For example, bathocuproine (BCP) illustrated below may be used as a hole-blocking material:



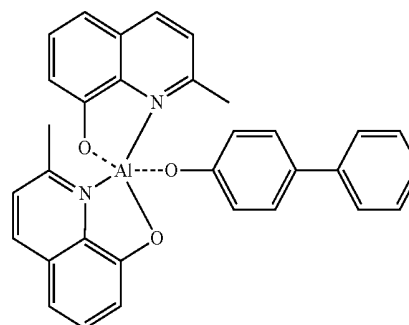
BCP

[0116] A thickness of the HBL may be in a range of about 20 Å to about 1000 Å, for example, about 30 Å to about 300 Å. When the thickness of the HBL is within these ranges, the HBL may have suitable hole blocking properties without a substantial increase in driving voltage.

[0117] An electron transport layer (ETL) may be formed on the HBL using various methods, for example, by vacuum deposition, spin coating, casting, or the like. When the ETL is formed using vacuum deposition or spin coating, the deposition and coating conditions may be similar to those for the formation of the HIL, though the conditions for deposition and coating may vary according to a material that is used to form the ETL. Examples of materials for the ETL include any electron transporting materials suitable to stably transport electrons injected from an electron injection electrode (cathode). Examples of suitable electron transport materials include a quinoline derivative such as tris(8-quinolinolate) aluminum (Alq_3), 3-(biphenyl-4-yl)-5-(5-tert-butylphenyl)-4-phenyl-4H-1,2,4-triazole (TAZ), bis(2-methyl-8-quinolinolato-N1,O8)-(1,1'-biphenyl) (Balq), beryllium bis(benzoquinoli-10-nolate) (Bebq_2), 9,10-di(2-naphthyl)anthracene (ADN), Compound 201, and Compound 202, some of which are shown below, but the examples are not limited thereto:



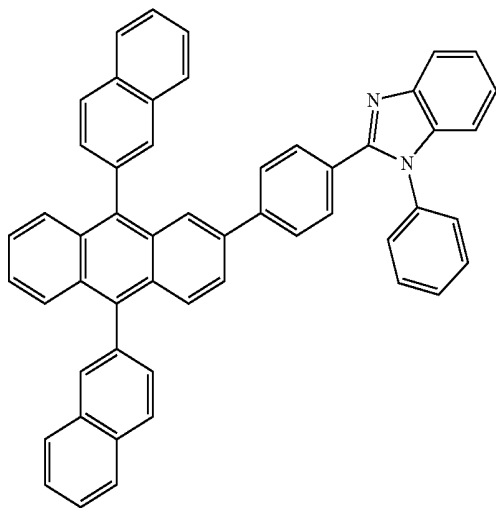
TAZ



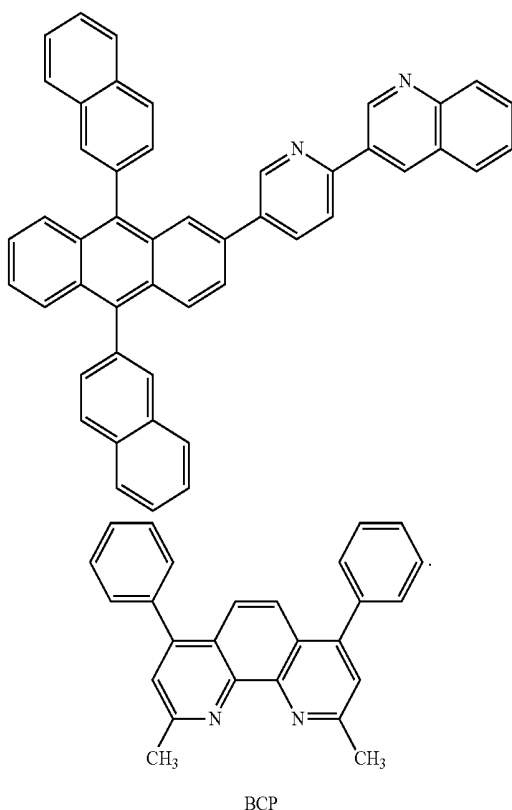
Balq

-continued

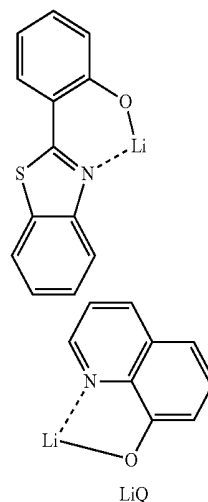
Compound 201



Compound 202



Compound 203



[0121] An electron injection layer (EIL), which may facilitate injection of electrons from the cathode, may be formed on the ETL. Any electron-injecting material suitable for use in an organic light-emitting device may be used to form the EIL.

[0122] Non-limiting examples of materials for forming the EIL are LiF, NaCl, CsF, Li₂O, and BaO. The deposition conditions of the EIL may be similar to those used to form the HIL, although the deposition conditions may vary according to the material that is used to form the EIL.

[0123] The thickness of the EIL may be from about 1 Å to about 100 Å, and in some embodiments, may be from about 3 Å to about 90 Å. When the thickness of the EIL is within these ranges, the EIL may have suitable electron injection ability without a substantial increase in driving voltage.

[0124] In one embodiment, the second electrode 17 is on the organic layer 15. The second electrode 17 may be a cathode, which is an electron injection electrode. A metal for forming the second electrode may be a metal, an alloy, an electrically conductive compound, which all have a low-work function, or a mixture thereof. According to an embodiment of the present invention, lithium (Li), magnesium (Mg), aluminum (Al), aluminum (AO)-lithium (Li), calcium (Ca), magnesium (Mg)-indium (In), magnesium (Mg)-silver (Ag), or the like may be formed as a thin film to form a transmission electrode. In some embodiments, to manufacture a top-emission light-emitting diode, the transmission electrode may be formed of indium tin oxide (ITO) or indium zinc oxide (IZO).

[0125] The following provides additional descriptions, by way of example, of the groups described above with reference to the benzofluorene-based compounds according to embodiments of the present disclosure.

[0126] The unsubstituted C₁-C₆₀ alkyl group (or C₁-C₆₀ alkyl group) referred to herein may be a C₁-C₆₀ linear or branched alkyl group, such as methyl, ethyl, propyl, isobutyl, sec-butyl, pentyl, iso-amyl, or hexyl; and the substituted C₁-C₆₀ alkyl group referred to herein may be a group, in which at least one hydrogen atom of a corresponding unsubstituted C₁-C₆₀ alkyl group is substituted with one selected from a deuterium atom, a halogen atom, a hydroxyl group, a nitro group, a cyano group, an amino group, an amidino group, a hydrazine group, a hydrazone group, a carboxylic acid group or salt thereof, a sulfonic acid group or salt thereof, a phosphoric acid group or salt thereof, a C₁-C₆₀ alkyl group,

[0118] A thickness of the ETL may be in a range of about 100 Å to about 1000 Å, for example, about 150 Å to about 500 Å. When the thickness of the ETL is within these ranges, the ETL may have suitable electron transporting ability without a substantial increase in driving voltage.

[0119] The ETL may further include a metal-containing material, in addition to a suitable electron transporting inorganic material.

[0120] The metal-containing material may include a lithium (Li) compound. Non-limiting examples of the Li compound are lithium quinolate (LiQ) and Compound 203 below:

a C₂-C₆₀ alkenyl group, a C₂-C₆₀ alkynyl group, a C₆-C₆₀ aryl group, a C₂-C₆₀ heteroaryl group, —N(Q₁₁)(Q₁₂), and —Si(Q₁₃)(Q₁₄)(Q₁₅) (wherein Q₁₁ to Q₁₅ are each independently selected from a hydrogen atom, a C₁-C₆₀ alkyl group, a C₂-C₆₀ alkenyl group, a C₂-C₆₀ alkynyl group, a C₅-C₆₀ aryl group, and a C₂-C₆₀ heteroaryl group).

[0127] The unsubstituted C₆-C₆₀ aryl group referred to herein may be a monovalent group having a carbocyclic aromatic system including 6 to 60 carbon atoms and including at least one aromatic ring. The unsubstituted C₆-C₆₀ arylene group referred to may be a divalent group having a carbocyclic aromatic system including 5 to 60 carbon atoms and including at least one aromatic ring. When the aryl group or the arylene group includes at least two rings, the rings may be fused to each other via a single bond. At least one hydrogen atom of the aryl group or the arylene group may be substituted as already described above in connection with the substituted C₁-C₆₀ alkyl group.

[0128] Examples of the substituted or unsubstituted C₆-C₆₀ aryl group include a phenyl group, a C₁-C₁₀ alkylphenyl group (for example, an ethylphenyl group), a C₁-C₁₀ alkylbiphenyl group (for example, an ethylbiphenyl group), a halophenyl group (for example, o-, m- and p-fluorophenyl groups, a dichlorophenyl group), a dicyanophenyl group, a trifluoromethoxyphenyl group, o-, m-, and p-tolyl groups, o-, m- and p-cumenyl groups, a mesityl group, a phenoxyphenyl group, a (α,α-dimethylbenzene)phenyl group, a (N,N'-dimethyl)aminophenyl group, a (N,N'-diphenyl)aminophenyl group, a pentalenyl group, an indenyl group, a naphthyl group, a halonaphthyl group (for example, a fluoronaphthyl group), a C₁-C₁₀ alkyl-naphthyl group (for example, a methyl-naphthyl group), a C₁-C₁₀ alkoxy-naphthyl group (for example, a methoxynaphthyl group), an anthracenyl group, an azrenyl group, a heptalenyl group, an acenaphthyl group, a phenalenyl group, a fluorenyl group, an anthraquinolyl group, a methylantryl group, a phenanthryl group, a triphenylenyl group, a pyrenyl group, a chrysenyl group, an ethyl-chrysenyl group, a picenyl group, a perylenyl group, a chloroperlylenyl group, a pentaphenyl group, a pentasenylenyl group, a tetraphenylenyl group, a hexaphenyl group, a hexacenylenyl group, a rubicenyl group, a coroneryl group, a trinaphthyl group, a heptaphenyl group, a heptacenylenyl group, a piranthrenyl group, and an obarenyl group. Examples of the substituted and unsubstituted C₅-C₆₀ aryl group may be understood by referring to the examples of the substituted and unsubstituted C₆-C₆₀ aryl group, and the substituents of the substituted C₁-C₆₀ alkyl group.

[0129] The unsubstituted C₂-C₆₀ heteroaryl group used herein refers to a monovalent group having a system of one or more aromatic rings having at least one hetero atom selected from nitrogen (N), oxygen (O), phosphorous (P), and sulfur (S) and carbon atoms as the remaining ring atoms. The unsubstituted C₂-C₆₀ heteroarylene group used herein refers to a divalent group having a system of one or more aromatic rings having at least one hetero atom selected from nitrogen (N), oxygen (O), phosphorous (P), and sulfur (S) and carbon atoms as the remaining ring atoms. When the heteroaryl group or the heteroarylene group have at least two rings, the rings may be fused to each other via a single bond. At least one hydrogen atom of the heteroaryl group and/or the heteroarylene group may be substituted as already described above in connection with the C₁-C₆₀ alkyl group. Examples of the unsubstituted C₂-C₆₀ heteroaryl group include a pyrazolyl group, an imidazolyl group, a oxazolyl group, a thiazolyl group, a triazolyl group, an oxadiazolyl group, a pyridinyl group, a pyridazinyl group, a pyrimidinyl group, a triazinyl group, a carbazolyl group, an indolyl group, a quinolyl group, an isoquinolyl group, a enzoimidazolyl group, an imidazopyridinyl group, and an imidazopyrimidinyl group.

Examples of the substituted or unsubstituted C₂-C₆₀ heteroarylene group may be understood by referring to the examples of the substituted or unsubstituted C₂-C₆₀ arylene group.

[0130] An organic light-emitting diode has been described in connection with FIG. 1. However, an organic light-emitting diode according to embodiments of the present invention is not limited thereto. One or more embodiments of the present invention will be described in more detail with reference to the following examples. However, these examples are not intended to limit the scope of the present invention.

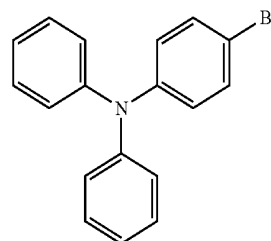
[0131] Additionally, one or more embodiments of the present invention will also be described in more detail with reference to the following synthesis examples, which provide examples of methods of synthesizing a benzofluorene-based compound according to embodiments of the present invention. However, embodiments of the present invention are not limited to these synthesis examples. Also, by referring to the synthesis examples, one of ordinary skill in the art may be able to synthesize other benzofluorene-based compounds according to embodiments of the present invention.

SYNTHESIS EXAMPLES

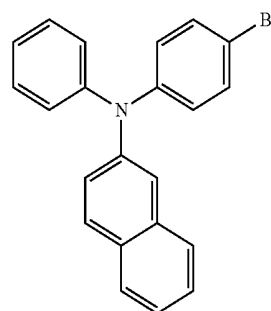
[0132] Compounds used in the following synthesis examples for the synthesis of a benzofluorene-based compound according to embodiments of the present invention include the following:

Compounds A-1 to A-10

[0133]

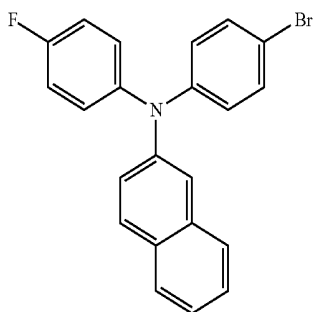


A-1



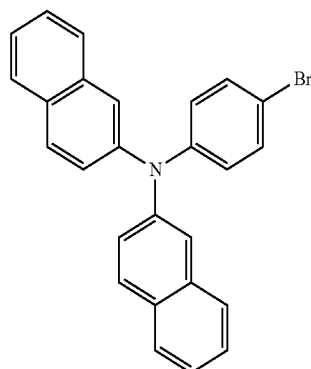
A-2

-continued

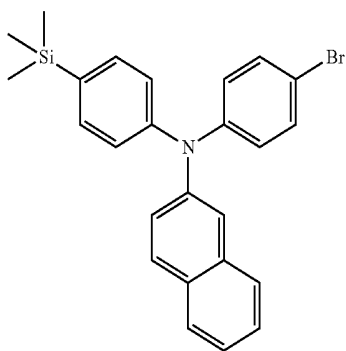


A-3

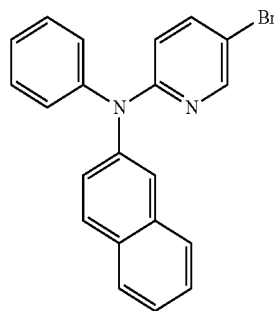
-continued



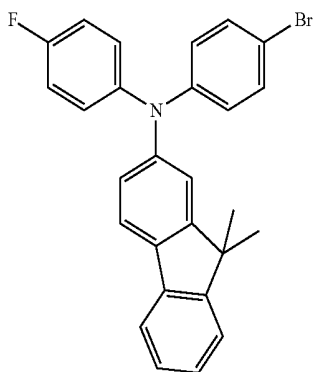
A-7



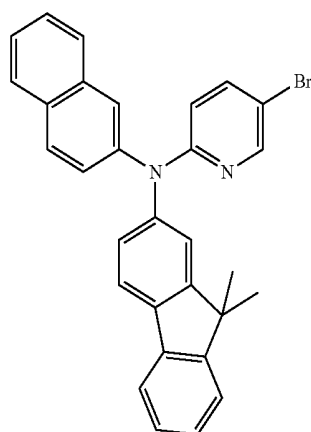
A-4



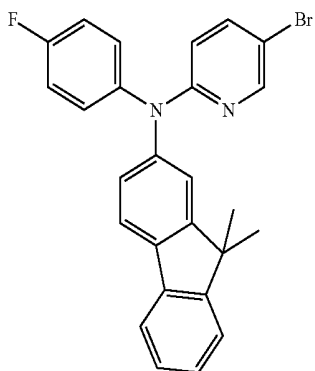
A-8



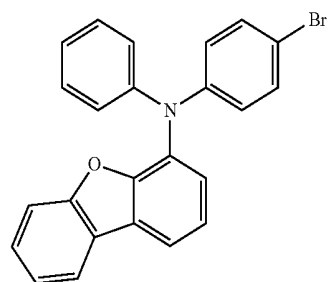
A-5



A-9



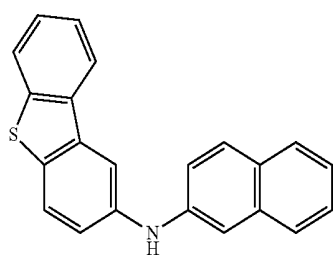
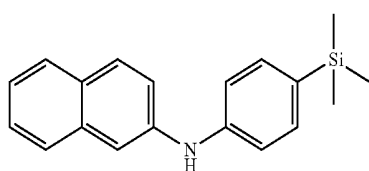
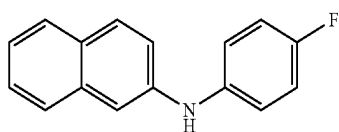
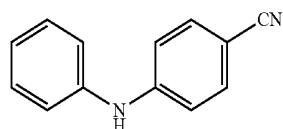
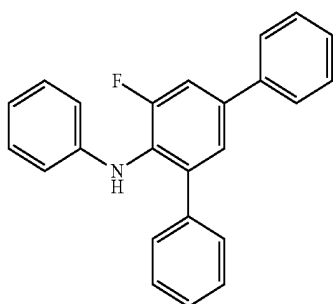
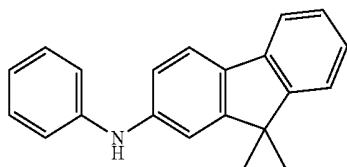
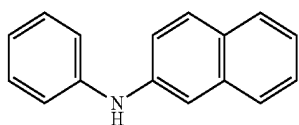
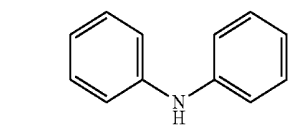
A-6



A-10

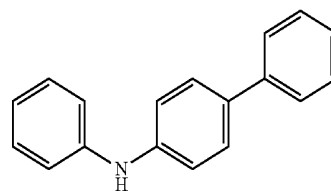
Compounds B-1 to B-11

[0134]



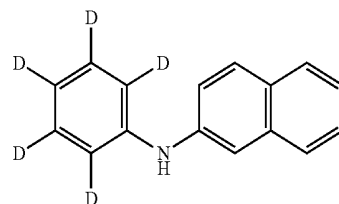
-continued

B-1



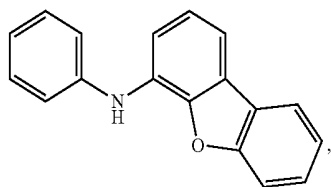
B-9

B-2



B-10

B-3



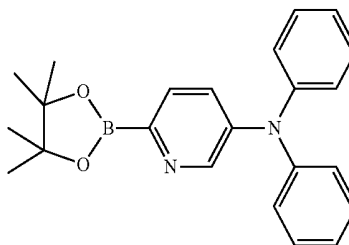
B-11

B-4

and Compounds C-1 to C-3

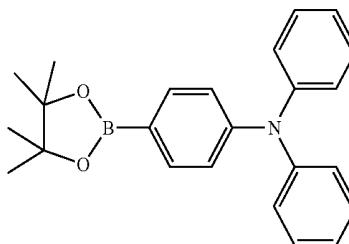
[0135]

B-5



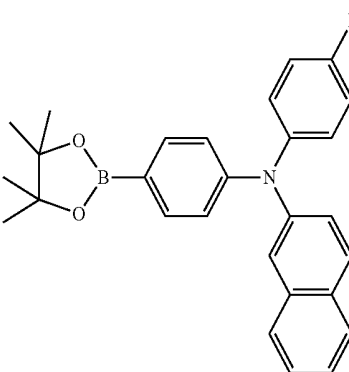
C-1

B-6



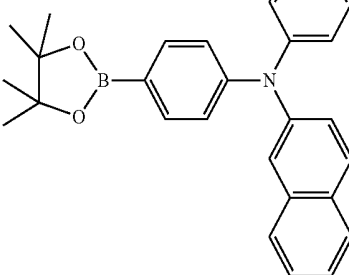
C-2

B-7



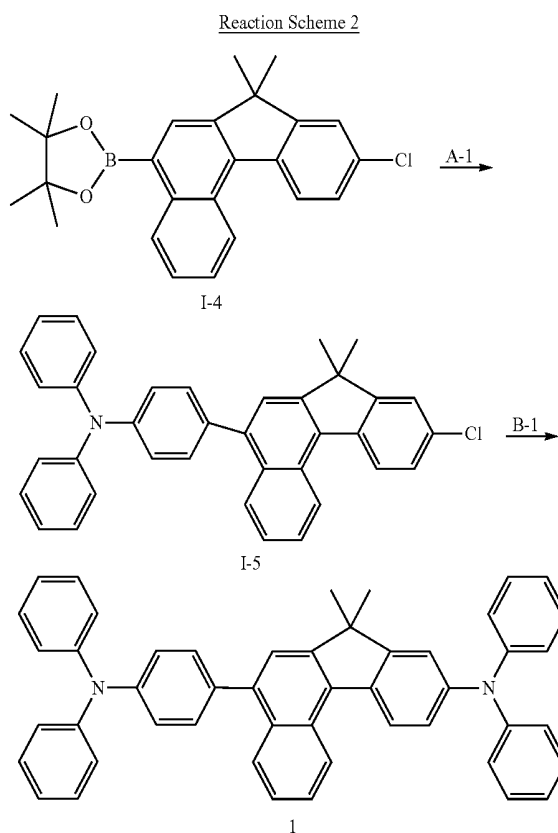
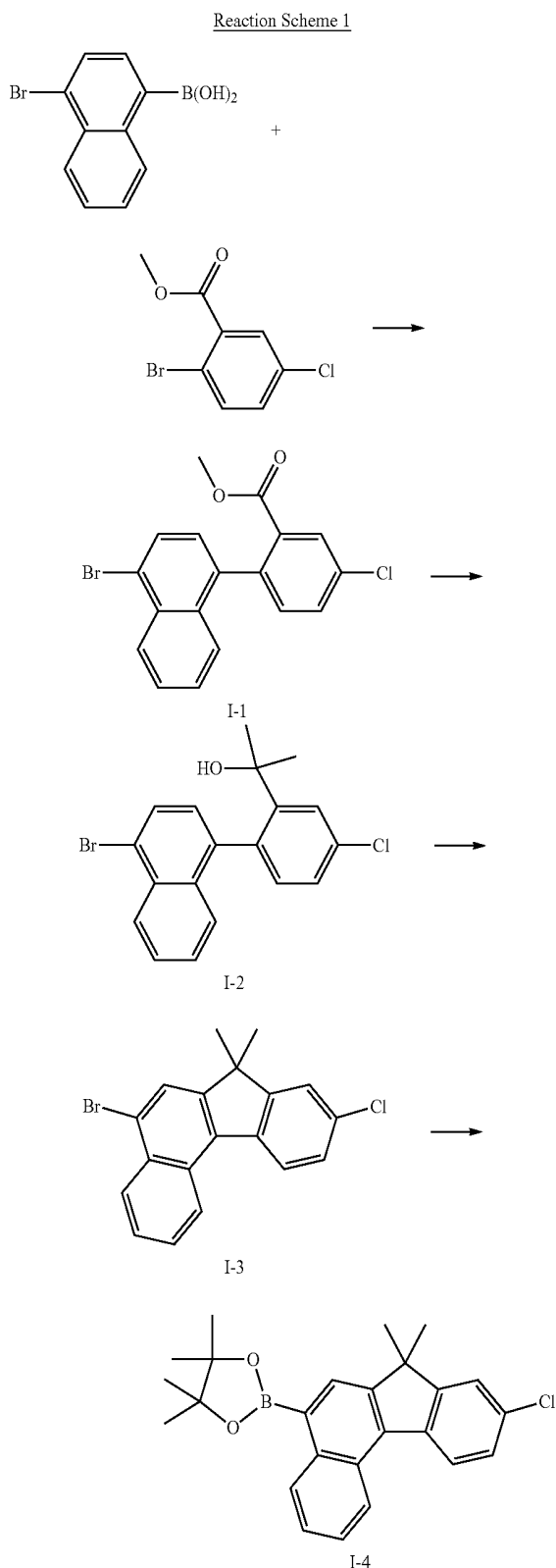
C-3

B-8



Synthesis of Compound 1

[0136] Intermediates I-1 to I-5 and Compound 1 were synthesized according to Reaction Schemes 1 and 2 below.



Synthesis of Intermediate I-1

[0137] 25.08 g (100 mmol) of 4-bromo-1-naphthaleneboronic acid, 24.95 g (100 mmol) of methyl 5-chloro-2-bromobenzoate, 5.77 g (0.5 mmol) of $\text{Pd}(\text{PPh}_3)_4$, and 27.64 g (200 mmol) of K_2CO_3 were dissolved in a 500 mL of a THF/ H_2O (2/1 volume ratio) mixed solution, and then, the mixture was stirred at a temperature of 80°C . for 12 hours. The reaction solution was cooled to room temperature and then 200 mL of water was added thereto, followed by 3 times of extraction with 150 mL of ethylether. The collected organic solvent layer was dried with magnesium sulfate and the solvent was removed therefrom by evaporation. The obtained residue was separation-purified by silica gel-column chromatography to obtain Intermediate I-1 (29.29 g, yield 78%).

Synthesis of Intermediate I-2

[0138] In a nitrogen atmosphere, 22.51 g (60 mmol) of Intermediate I-1 was dissolved in 500 ml of anhydrous THF, and then the mixture was stirred at a temperature of 0°C . for 1 hour. 120 ml of a 1.6M solution of methylmagnesium bromide in hexane was added dropwise thereto over 1 hour. After 24 hours of stirring at room temperature, 100 ml of 1N HCl was added thereto, and then, an extraction process was performed thereon three times with 150 mL of ethylether. The collected organic solvent layer was dried with magnesium sulfate and the solvent was removed therefrom by evaporation. The obtained residue was separation-purified by silica gel-column chromatography to obtain Intermediate I-2 (16.53 g, yield 73%).

Synthesis of Intermediate I-3

[0139] In a nitrogen atmosphere, 15.02 g (40 mmol) of Intermediate I-2 was dissolved in 200 ml of an anhydrous THF, and then the mixture was stirred at a temperature of 0° C. for 1 hour. 10 ml of methanesulfonic acid was added dropwise thereto over 30 minutes. After one hour of stirring at room temperature, 100 ml of sodium carbonate aqueous solution was added thereto, and then, an extraction process was performed thereon three times with 100 mL of dichloromethane. The collected organic solvent layer was dried with magnesium sulfate and the solvent was removed therefrom by evaporation. The obtained residue was separation-purified by silica gel-column chromatography to obtain Intermediate I-3 (12.51 g, yield 87%).

Synthesis of Intermediate I-4

[0140] 10.73 g (30 mmol) of Intermediate I-3 was dissolved in 20 mL of THF, and then, 12 ml of n-BuLi (30 mmol, 2.5M in hexane) was slowly added dropwise thereto at a temperature of -78° C. After one hour of stirring at the same temperature, 11.16 mL (60 mmol) of 2-isopropoxy-4,4,5,5-tetramethyl-1,3,2-dioxaborane was slowly added dropwise thereto. After the reaction solution was stirred at a temperature of -78° C. for 1 hour, the resultant solution was additionally stirred for 24 hours at room temperature. After the reaction was complete, 50 mL of 10% HCl aqueous solution and 50 mL of H₂O were added thereto, and then, an extraction process was performed thereon three times with 80 mL of diethylether. The collected organic layer was dried with magnesium sulfate and the solvent was removed therefrom by evaporation. The obtained residue was separation-purified by silica gel-column chromatography to obtain Intermediate I-4 (10.19 g, yield 83%).

Synthesis of Compound 1

[0141] 2.02 g (5 mmol) of Intermediate I-4, 1.62 g (5 mmol) of Compound A-1, 0.288 g (0.25 mmol) of Pd(PPh₃)₄, and 0.691 g (5 mmol) of K₂CO₃ were dissolved in a 100 mL of THF/H₂O (2/1 volume ratio) mixed solution, and then, the mixture was stirred at a temperature of 80° C. for 12 hours. The reaction solution was cooled to room temperature and then 50 mL of water was added thereto, followed by 3 times of extraction with 20 mL of ethylether. The collected organic solvent layer was dried with magnesium sulfate and the solvent was removed therefrom by evaporation. The obtained residue was separation-purified by silica gel-column chromatography to obtain Intermediate I-5 (1.983 g, yield 79%).

[0142] 1.044 g (2 mmol) of Intermediate I-5, 0.507 g (3 mmol) of Compound B-1, 0.091 g (0.01 mmol) of Pd₂(dba)₃ (tris(dibenzylideneacetone)dipalladium), 0.020 g (0.01 mmol) of t-Bu₃P, and 0.288 g (3 mmol) of t-BuONa were dissolved in 30 ml of toluene, and then, the mixture was stirred at a temperature of 85° C. for 4 hours. The reaction solution was cooled to room temperature, and then, an extraction process was performed thereon three times with 30 ml of water and 30 ml of diethylether. The collected organic layer was dried with magnesium sulfate and the solvent was removed therefrom by evaporation. The obtained residue was

separation-purified by silica gel-column chromatography to obtain Compound 1 (0.994 g, yield 78%). The produced compound was identified by LC/MS and ¹H NMR.

[0143] ¹H NMR (CDCl₃, 300 MHz): δ=□□7.62 (d, 1H), 7.56-7.50 (m, 4H), 7.44-7.34 (m, 11H), 7.28 (dd, 2H), 7.20 (dd, 1H), 7.14-7.00 (m, 5H), 6.95 (d, 1H), 6.85-6.80 (dd, 8H), 1.58 (s, 6H)

[0144] LC/MS: calculated value: 654.30. found value: 655.05.

Synthesis of Compound 2

[0145] Compound 2 (1.221 g, 81%) was obtained from Intermediate I-4 in the same manner as used to synthesize Compound 1, except that Compound A-2 was used instead of Compound A-1 and Compound B-2 was used instead of Compound B-1. The produced compound was identified by LC/MS and ¹H NMR.

[0146] ¹H NMR (CDCl₃, 300 MHz): δ=□□7.64 (dd, 2H), 7.60-7.56 (m, 3H), 7.54-7.36 (m, 12H), 7.32-7.25 (m, 9H), 7.19 (dd, 2H), 7.04 (td, 2H), 6.95 (dd, 1H), 6.85 (dd, 1H), 6.78-6.70 (m, 4H), 1.56 (s, 6H)

[0147] LC/MS: calculated value: 754.33. found value: 754.99.

Synthesis of Compound 5

[0148] Compound 5 (1.123 g, 71%) was obtained from Intermediate I-4 in the same manner as used to synthesize Compound 1, except that Compound A-3 was used instead of Compound A-1 and Compound B-6 was used instead of Compound B-1. The produced compound was identified by LC/MS and ¹H NMR.

[0149] ¹H NMR (CDCl₃, 300 MHz): δ=□□7.66 (dd, 2H), 7.60-7.56 (m, 3H), 7.50-7.34 (m, 12H), 7.18-7.14 (m, 2H), 7.10-6.95 (m, 9H), 6.85-6.70 (m, 5H), 6.64 (d, 1H), 1.56 (s, 6H)

[0150] LC/MS: calculated value: 790.32. found value: 791.42.

Synthesis of Compound 6

[0151] Compound 6 (1.366 g, 76%) was obtained from Intermediate I-4 in the same manner as used to synthesize Compound 1, except that Compound A-4 was used instead of Compound A-1 and Compound B-7 was used instead of Compound B-1. The produced compound was identified by LC/MS and ¹H NMR.

[0152] ¹H NMR (CDCl₃, 300 MHz): δ=□□7.64-7.60 (m, 2H), 7.56-7.40 (m, 9H), 7.36-7.26 (m, 10H), 7.12-7.06 (m, 4H), 6.93-6.89 (m, 3H), 6.80-6.70 (m, 5H), 6.66 (d, 1H), 1.54 (s, 6H), 1.08 (s, 9H)

[0153] LC/MS: calculated value: 898.41. found value: 899.06.

Synthesis of Compound 11

[0154] Compound 11 (1.113 g, 79%) was obtained from Intermediate I-4 in the same manner as used to synthesize Compound 1, except that Compound A-2 was used instead of Compound A-1. The produced compound was identified by LC/MS and ¹H NMR.

[0155] $^1\text{H NMR}$ (CDCl_3 , 300 MHz): $\delta = \square\square 7.68$ (d, 1H), 7.64-7.40 (m, 10H), 7.28-7.12 (m, 10H), 7.05 (dd, 2H), 6.84-6.76 (m, 4H), 6.58-6.46 (m, 7H), 1.56 (s, 6H)

[0156] LC/MS: calculated value: 704.32. found value: 705.46.

Synthesis of Compound 12

[0157] Compound 12 (1.221 g, 66%) was obtained from Intermediate I-4 in the same manner as used to synthesize Compound 1, except that Compound A-5 was used instead of Compound A-1 and Compound B-2 was used instead of Compound B-1. The produced compound was identified by LC/MS and $^1\text{H NMR}$.

[0158] $^1\text{H NMR}$ (CDCl_3 , 300 MHz): $\delta = \square\square 7.70$ -7.62 (m, 4H), 7.58-7.42 (m, 10H), 7.34-7.08 (m, 10H), 6.90-6.74 (m, 5H), 6.70-6.54 (m, 6H), 1.54 (s, 6H), 1.48 (s, 6H)

[0159] LC/MS: calculated value: 838.37. found value: 839.65.

Synthesis of Compound 20

[0160] Compound 20 (1.111 g, 61%) was obtained from Intermediate I-4 in the same manner as used to synthesize Compound 1, except that Compound A-7 was used instead of Compound A-1 and Compound B-8 was used instead of Compound B-1. The produced compound was identified by LC/MS and $^1\text{H NMR}$.

[0161] $^1\text{H NMR}$ (CDCl_3 , 300 MHz): $\delta = \square\square 7.72$ -7.68 (m, 2H), 7.62-7.28 (m, 27H), 7.18-6.90 (m, 9H), 6.74 (dd, 1H), 6.65 (d, 1H), 1.54 (s, 6H)

[0162] LC/MS: calculated value: 910.34. found value: 911.44.

Synthesis of Compound 21

[0163] Compound 21 (1.087 g, 77%) was obtained from Intermediate I-4 in the same manner as used to synthesize Compound 1, except that Compound A-8 was used instead of Compound A-1. The produced compound was identified by LC/MS and $^1\text{H NMR}$.

[0164] $^1\text{H NMR}$ (CDCl_3 , 300 MHz): $\delta = \square 8.23$ (d, 1H), 7.86-7.60 (m, 10H), 7.50-7.12 (m, 12H), 6.90-6.70 (m, 5H), 6.58 (d, 1H), 6.50 (dd, 4H), 1.54 (s, 6H)

[0165] LC/MS: calculated value: 705.31. found value: 706.65.

Synthesis of Compound 22

[0166] Compound 22 (1.138 g, 67%) was obtained from Intermediate I-4 in the same manner as used to synthesize Compound 1, except that Compound A-6 was used instead of Compound A-1 and Compound B-2 was used instead of Compound B-1. The produced compound was identified by LC/MS and $^1\text{H NMR}$.

[0167] $^1\text{H NMR}$ (CDCl_3 , 300 MHz): $\delta = \square\square 8.25$ (d, 1H), 7.86-7.45 (m, 13H), 7.40-7.20 (m, 11H), 6.95-6.72 (m, 4H), 6.65-6.58 (m, 3H), 6.35 (dd, 2H), 1.54 (s, 6H)

[0168] LC/MS: calculated value: 839.37. found value: 843.22.

Synthesis of Compound 23

[0169] Compound 23 (1.130 g, 71%) was obtained from Intermediate I-4 in the same manner as used to synthesize

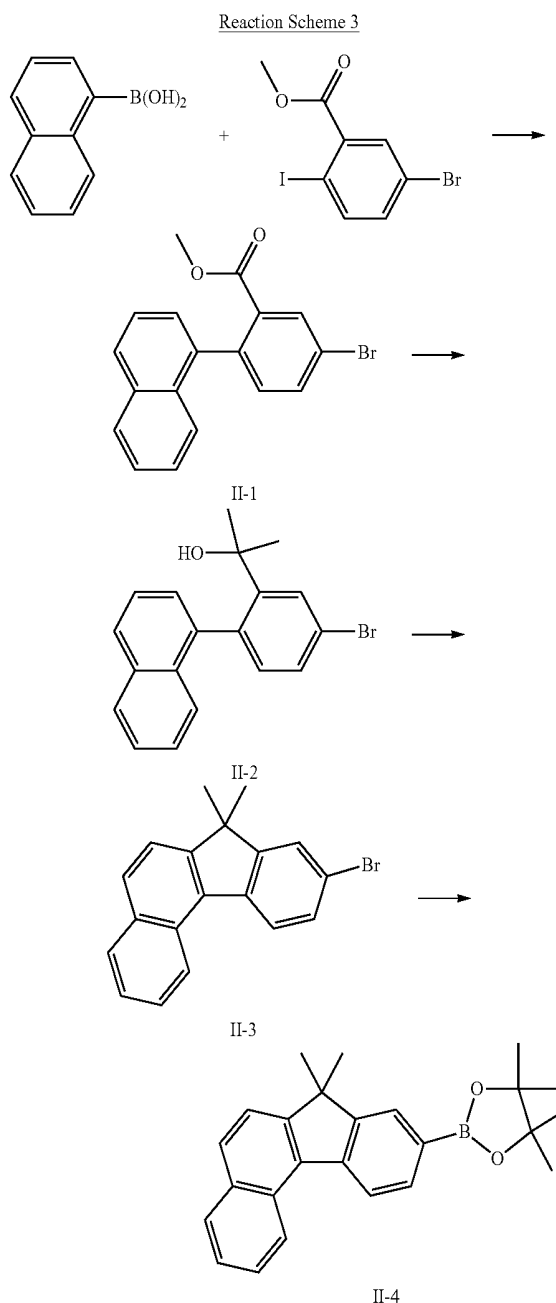
Compound 1, except that Compound A-9 was used instead of Compound A-1 and Compound B-3 was used instead of Compound B-1. The produced compound was identified by LC/MS and $^1\text{H NMR}$.

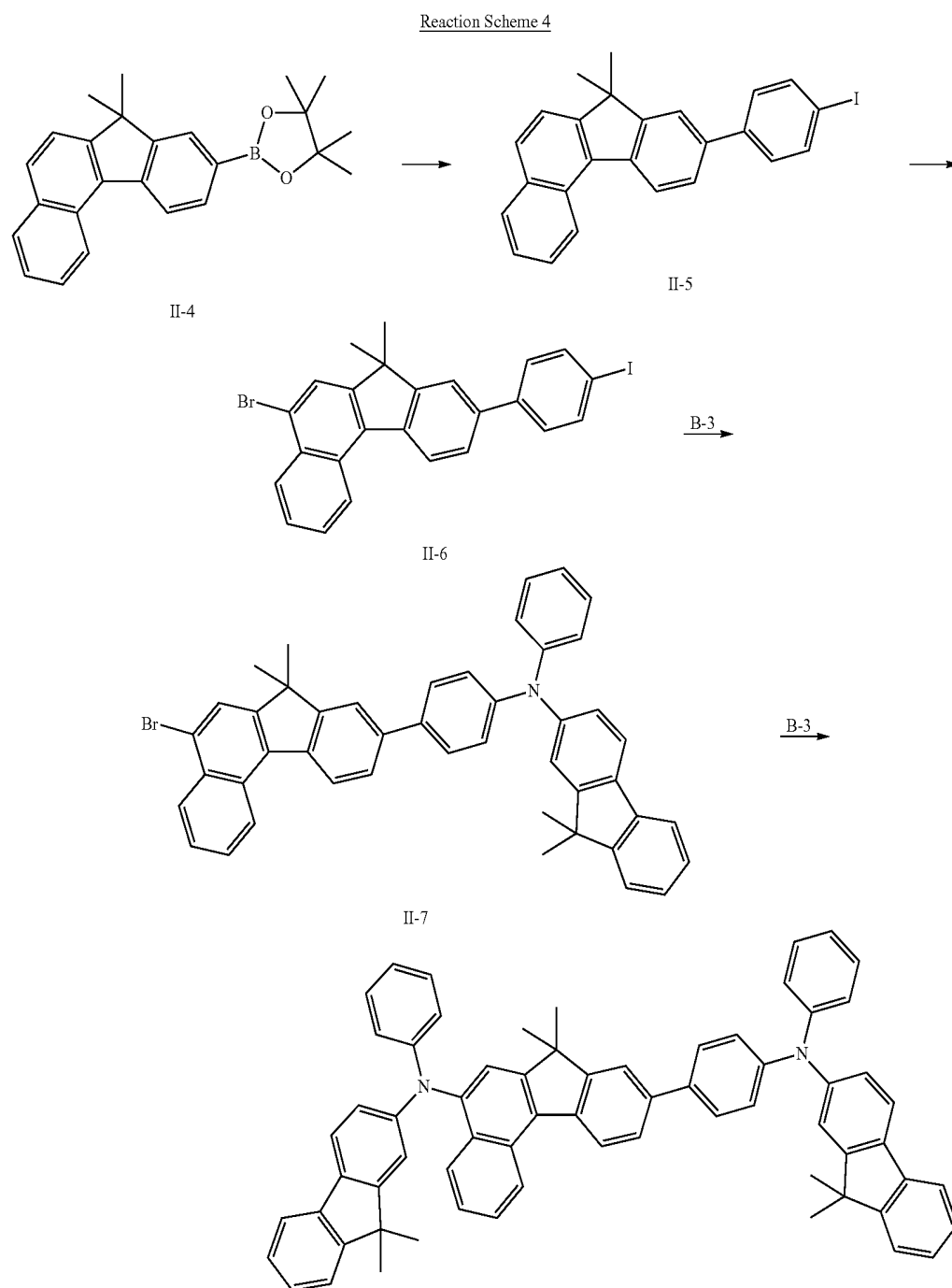
[0170] $^1\text{H NMR}$ (CDCl_3 , 300 MHz): $\delta = \square\square 8.45$ (s, 2H), 8.32 (s, 1H), 7.86-7.60 (m, 14H), 7.52-7.46 (m, 3H), 7.40-7.15 (m, 4H), 6.86-6.60 (m, 4H), 1.54 (s, 6H)

[0171] LC/MS: calculated value: 795.32. found value: 796.44.

Synthesis of Compound 34

[0172] Intermediates II-1 to II-6 and Compound 34 were synthesized according to Reaction Schemes 3 and 4 below.





Synthesis of Intermediate II-1

[0173] Intermediate II-1 (14.322 g, 78%) was synthesized in the same manner as used to synthesize Intermediate I-1, except that 1-naphthaleneborate was used instead of 4-bromo-1-naphthaleneborate.

Synthesis of Intermediate II-2

[0174] Intermediate II-2 (12.276 g, 85%) was synthesized in the same manner as used to synthesize Intermediate I-2, except that Intermediate II-1 was used instead of Intermediate I-1.

Synthesis of Intermediate II-3

[0175] Intermediate II-3 (10.659 g, 92%) was synthesized in the same manner as used to synthesize Intermediate I-3, except that Intermediate II-2 was used instead of Intermediate I-2.

Synthesis of Intermediate II-4

[0176] Intermediate II-4 (5.55 g, 76%) was synthesized in the same manner as used to synthesize Intermediate I-4, except that Intermediate II-3 was used instead of Intermediate I-3.

Synthesis of Intermediate II-5

[0177] Intermediate II-5 (5.35 g, 80%) was synthesized in the same manner as used to synthesize Intermediate I-5, except that Intermediate II-4 was used instead of Intermediate I-4 and 1,4 diiodobenzene was used instead of Compound A-1. The produced compound was identified by LC/MS and ¹H NMR.

Synthesis of Intermediate II-6

[0178] 4.45 g (10 mmol) of Intermediate II-5 and 1.78 g (10 mmol) of N-bromosuccinimide were dissolved in 100 ml of DMF, and then, the mixture was stirred at a temperature of 130° C. for 1 hour. The reaction solution was cooled to room temperature, and then, 30 ml of water was added thereto, and then, an extraction process was performed thereon three times with 30 ml of diethylether. The collected organic layer was dried with magnesium sulfate and the solvent was removed therefrom by evaporation. The obtained residue was separation-purified by silica gel-column chromatography to obtain Compound II-6 (4.62 g, 88%). The produced compound was identified by LC/MS and ¹H NMR.

Synthesis of Compound 34

[0179] 1.575 g (3 mmol) of Intermediate II-6, 1.14 g (4 mmol) of Compound B-3, 0.137 g (0.15 mmol) of Pd₂(dba)₃ (tris(dibenzylideneacetone)dipalladium), 0.030 g (0.15 mmol) of t-Bu₃P, and 0.288 g (4 mmol) of t-BuONa were dissolved in 30 ml of toluene, and then, the mixture was stirred at a temperature of 85° C. for 4 hours. The reaction solution was cooled to room temperature, and then, an extraction process was performed thereon three times with 30 ml of water and 30 ml of diethylether. The collected organic layer was dried with magnesium sulfate and the solvent was removed therefrom by evaporation. The obtained residue was separation-purified by silica gel-column chromatography to obtain Intermediate II-7 (1.501 g, 73%).

[0180] 1.364 g (2 mmol) of Intermediate II-7, 0.855 g (3 mmol) of Compound B-3, 0.091 g (0.1 mmol) of Pd₂(dba)₃ (tris(dibenzylideneacetone)dipalladium), 0.020 g (0.1 mmol) of t-Bu₃P, and 0.288 g (3 mmol) of t-BuONa were dissolved in 30 ml of toluene, and then, the mixture was stirred at a temperature of 85° C. for 4 hours. The reaction solution was cooled to room temperature, and then, an extraction process was performed thereon three times with 30 ml of water and 30 ml of diethylether. The collected organic layer was dried with magnesium sulfate and the solvent was removed therefrom by evaporation. The obtained residue was separation-purified by silica gel-column chromatography to obtain Compound 34 (1.268 g, 71%). The produced compound was identified by LC/MS and ¹H NMR.

[0181] ¹H NMR (CDCl₃, 300 MHz): δ=□7.78-7.68 (m, 4H), 7.63-7.46 (m, 5H), 7.38-7.27 (m, 4H), 7.05-6.91 (m, 10H), 6.86 (s, 1H), 6.82-6.74 (m, 4H), 6.65-6.58 (m, 4H), 6.44 (dd, 2H), 6.34 (dd, 2H), 1.54 (s, 6H), 1.48 (s, 12H)

[0182] LC/MS: calculated value: 886.43. found value: 887.55.

Synthesis of Compound 31

[0183] Compound 31 (1.155 g, 76%) was obtained from Intermediate II-6 in the same manner as used to synthesize

Compound 34, except that Compound B-2 was used instead of Compound B-3. The produced compound was identified by LC/MS and ¹H NMR.

[0184] ¹H NMR (CDCl₃, 300 MHz): δ=□7.70-7.60 (m, 4H), 7.58-7.32 (m, 15H), 7.20-7.10 (m, 8H), 6.86-6.75 (m, 5H), 6.44 (dd, 2H), 6.34 (dd, 2H), 1.54 (s, 6H)

[0185] LC/MS: calculated value: 754.33. found value: 755.10.

Synthesis of Compound 33

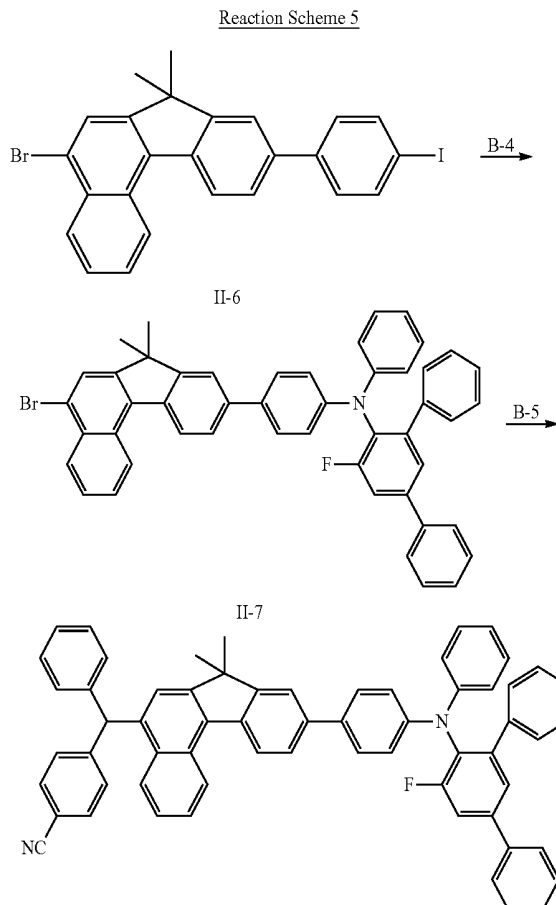
[0186] Compound 33 (0.968 g, 60%) was obtained from Intermediate II-6 in the same manner as used to synthesize Compound 34, except that Compound B-9 was used instead of Compound B-3. The produced compound was identified by LC/MS and ¹H NMR.

[0187] ¹H NMR (CDCl₃, 300 MHz): δ=□7.72-7.66 (m, 2H), 7.60-7.52 (m, 7H), 7.50-7.28 (m, 12H), 7.05-6.91 (m, 6H), 6.75-6.60 (m, 6H), 6.42 (dd, 2H), 6.36 (dd, 2H), 6.31 (dd, 2H), 1.54 (s, 6H)

[0188] LC/MS: calculated value: 806.37. found value: 807.34.

Synthesis of Compound 48

[0189] Intermediate III-7 and Compound 48 were synthesized according to Reaction Scheme 5.



Synthesis of Compound 48

[0190] 1.575 g (3 mmol) of Intermediate II-6, 1.356 g (4 mmol) of Compound B-4, 0.091 g (0.1 mmol) of Pd₂(dba)₃ (tris(dibenzylideneacetone)dipalladium), 0.020 g (0.1 mmol) of t-Bu₃P, and 0.384 g (4 mmol) of t-BuONa were dissolved in 30 ml of toluene, and then, the mixture was stirred at a temperature of 85° C. for 4 hours. The reaction solution was cooled to room temperature, and then, an extraction process was performed thereon three times with 30 ml of water and 30 ml of diethylether. The collected organic layer was dried with magnesium sulfate and the solvent was removed therefrom by evaporation. The obtained residue was separation-purified by silica gel-column chromatography to obtain Intermediate III-7 (1.84 g, 83%).

[0191] 1.470 g (2 mmol) of Intermediate III-7, 0.582 g (3 mmol) of Compound B-5, 0.091 g (0.1 mmol) of Pd₂(dba)₃ (tris(dibenzylideneacetone)dipalladium), 0.020 g (0.1 mmol) of t-Bu₃P, and 0.288 g (3 mmol) of t-BuONa were dissolved in 30 ml of toluene, and then, the mixture was stirred at a temperature of 85° C. for 4 hours. The reaction solution was cooled to room temperature, and then, an extraction process was performed thereon three times with 30 ml of water and 30 ml of diethylether. The collected organic layer was dried with magnesium sulfate and the solvent was removed therefrom by evaporation. The obtained residue was separation-purified by silica gel-column chromatography to obtain Compound 48 (1.394 g, 80%). The produced compound was identified by LC/MS and ¹H NMR.

[0192] ¹H NMR (CDCl₃, 300 MHz): δ=□□7.78-7.72 (m, 2H), 7.68-7.36 (m, 18H), 7.18-7.05 (m, 7H), 6.94-6.88 (m, 3H), 6.75-6.70 (dd, 4H), 6.35-6.29 (m, 4H), 1.55 (s, 6H)

[0193] LC/MS: calculated value: 850.03. found value: 851.22.

Synthesis of Compound 42

[0194] Compound 42 (1.161 g, 82%) was obtained from Intermediate II-6 in the same manner as used to synthesize Compound 48, except that Compound B-2 was used instead of Compound B-4 and Compound B-1 was used instead of Compound B-5. The produced compound was identified by LC/MS and ¹H NMR.

[0195] ¹H NMR (CDCl₃, 300 MHz): δ=□□7.76-7.60 (m, 3H), 7.55-7.42 (m, 7H), 7.35-7.24 (m, 3H), 7.15-7.00 (m, 9H), 6.78-6.62 (m, 6H), 6.40 (dd, 2H), 6.34 (dd, 4H), 1.55 (s, 6H)

[0196] LC/MS: calculated value: 704.32. found value: 705.65.

Synthesis of Compound 46

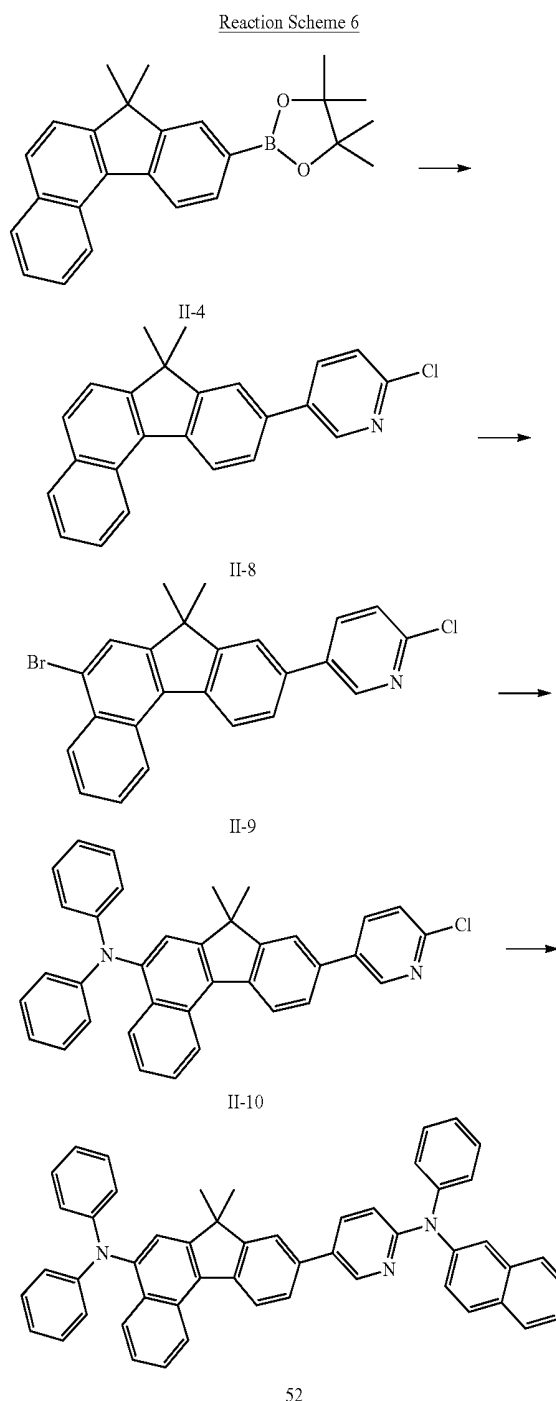
[0197] Compound 46 (0.971 g, 63%) was obtained from Intermediate II-6 in the same manner as used to synthesize Compound 48, except that Compound B-10 was used instead of Compound B-4 and Compound B-6 was used instead of Compound B-5. The produced compound was identified by LC/MS and ¹H NMR.

[0198] ¹H NMR (CDCl₃, 300 MHz): δ=□□7.82-7.60 (m, 4H), 7.58-7.22 (m, 15H), 7.13-7.05 (m, 4H), 6.97-6.91 (m, 2H), 6.82 (dd, 3H), 6.45 (q, 2H), 1.55 (s, 6H)

[0199] LC/MS: calculated value: 777.36. found value: 778.26.

Synthesis of Compound 52

[0200] Intermediates II-8 and II-9 and Compound 52 were synthesized according to Reaction Scheme 6.



Synthesis of Intermediate II-8

[0201] Intermediate II-8 (4.62 g, 65%) was synthesized in the same manner as used to synthesize Intermediate I-5, except that 2-chloro-5-bromopyridine was used instead of Compound A-1.

Synthesis of Intermediate II-9

[0202] Intermediate II-9 (4.37 g, 77%) was synthesized in the same manner as used to synthesize Intermediate II-6, except that Intermediate II-8 was used instead of Intermediate II-5.

Synthesis of Compound 52

[0203] Intermediate II-10 (1.25 g, 80%) was synthesized in the same manner as used to synthesize Intermediate II-7, except that Intermediate II-9 was used instead of Intermediate II-6 and Compound B-1 was used instead of Compound B-3.

[0204] Compound 52 (1.001 g, 71%) was obtained in the same manner as used to synthesize Compound 1, except that Intermediate II-10 was used instead of Intermediate I-5 and Compound B-2 was used instead of Compound B-1. The produced compound was identified by LC/MS and ¹H NMR.

[0205] ¹H NMR (CDCl₃, 300 MHz): δ=□8.24 (d, 1H), 7.82-7.79 (m, 2H), 7.76-7.50 (m, 10H), 7.46-7.15 (m, 10H), 6.92-6.76 (m, 6H), 6.35 (d, 4H), 1.55 (s, 6H)

[0206] LC/MS: calculated value: 705.89. found value: 707.05.

Synthesis of Compound 57

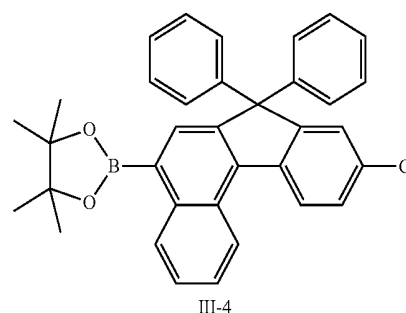
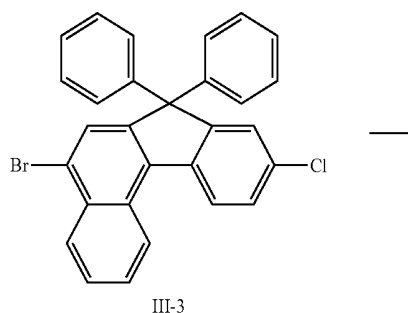
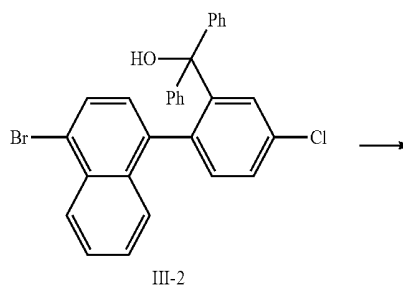
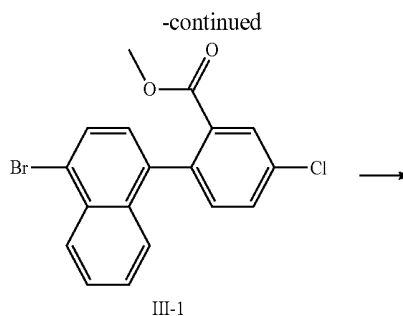
[0207] Compound 57 (1.073 g, 67%) was obtained from Intermediate II-9 in the same manner as used to synthesize Compound 52, except that Compound B-2 was used instead of Compound B-1 and Compound B-11 was used instead of Compound B-2. The produced compound was identified by LC/MS and ¹H NMR.

[0208] ¹H NMR (CDCl₃, 300 MHz): δ=□8.15 (d, 1H), 8.10 (s, 1H), 7.98-7.52 (m, 16H), 7.36-7.15 (m, 10H), 6.98 (s, 1H), 6.92 (td, 2H), 6.70 (dd, 2H), 6.34 (dd, 2H), 1.55 (s, 6H)

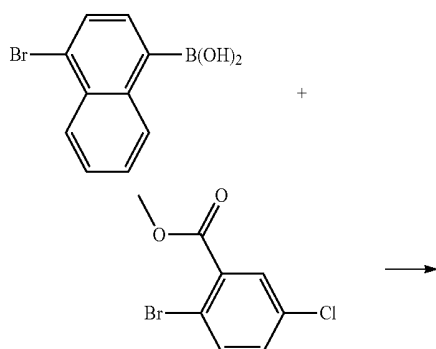
[0209] LC/MS: calculated value: 795.32. found value: 795.99.

Synthesis of Compound 62

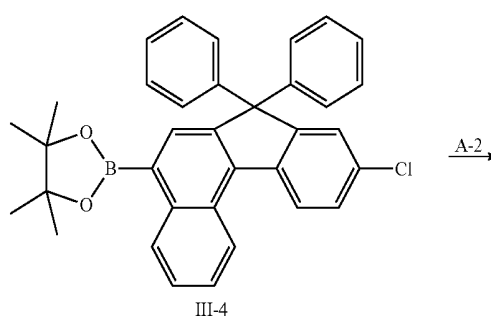
[0210] Intermediates III-1 to III-5 and Compound 62 were synthesized according to Reaction Schemes 7 and 8 below.

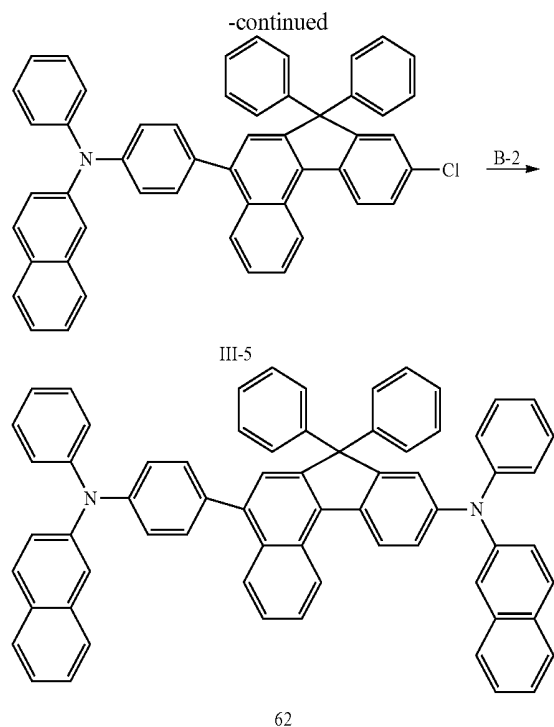


Reaction Scheme 7



Reaction Scheme 8





Synthesis of Intermediate III-1

[0211] 25.08 g (100 mmol) of 4-bromo-1-naphthaleneborate, 24.95 g (100 mmol) of methyl 5-chloro-2-bromo benzoate, 5.77 g (0.5 mmol) of $\text{Pd}(\text{PPh}_3)_4$, and 27.64 g (200 mmol) of K_2CO_3 were dissolved in a 500 mL of THF/ H_2O (2/1 volume ratio) mixed solution, and then, the mixture was stirred at a temperature of 80°C . for 12 hours. The reaction solution was cooled to room temperature and then 200 mL of water was added thereto, followed by 3 times of extraction with 150 mL of ethylether. The collected organic solvent layer was dried with magnesium sulfate and the solvent was removed therefrom by evaporation. The obtained residue was separation-purified by silica gel-column chromatography to obtain Intermediate III-1 (29.29 g, yield 78%).

Synthesis of Intermediate III-2

[0212] Intermediate III-2 (13.473 g, 90%) was synthesized in the same manner as in Intermediate I-2, except that Intermediate III-1 was used instead of Intermediate I-1 and a 1.6M phenyl magnesium bromide hexane solution was used instead of a 1.6M methylmagnesium bromide hexane solution.

Synthesis of Intermediate III-3

[0213] Intermediate III-3 (11.063 g, 85%) was synthesized in the same manner as used to synthesize Intermediate I-3, except that Intermediate III-2 was used instead of Intermediate I-2.

Synthesis of Intermediate III-4

[0214] Intermediate III-4 (8.976 g, 77%) was synthesized in the same manner as used to synthesize Intermediate I-4, except that Intermediate III-3 was used instead of Intermediate I-3.

Synthesis of Compound 62

[0215] Intermediate III-5 (1.741 g, 83%) was synthesized in the same manner as used to synthesize Intermediate I-5, except that Intermediate III-4 was used instead of Intermediate I-4 and Compound A-2 was used instead of Compound A-1.

[0216] Compound 62 (1.246 g, 71%) was synthesized in the same manner as used to synthesize Compound 1, except that Intermediate III-5 was used instead of Intermediate I-5 and Compound B-2 was used instead of Compound B-1. The produced compound was identified by LC/MS and ^1H NMR.

[0217] ^1H NMR (CDCl_3 , 300 MHz): $\delta = \square\square 7.74\text{-}7.50$ (m, 12H), 7.44-7.32 (m, 5H), 7.28-7.20 (m, 4H), 7.15-6.88 (m, 14H), 6.82-6.70 (m, 3H), 6.68 (td, 2H), 6.39-6.29 (m, 6H)

[0218] LC/MS: calculated value: 878.37. found value: 879.10.

Synthesis of Compound 67

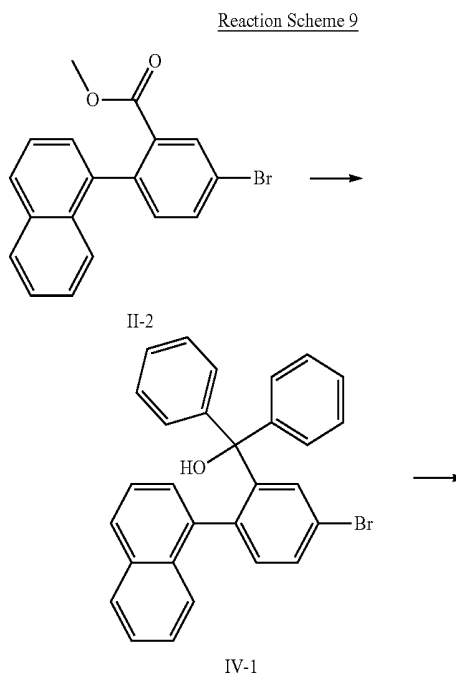
[0219] Compound 67 (1.101 g, 61%) was synthesized in the same manner as used to synthesize Compound 62, except that Compound A-10 was used instead of Compound A-2. The produced compound was identified by LC/MS and ^1H NMR.

[0220] ^1H NMR (CDCl_3 , 300 MHz): $\delta = \square\square 7.84\text{-}7.68$ (m, 5H), 7.62-7.42 (m, 11H), 7.36-7.30 (m, 4H), 7.26-7.02 (m, 15H), 6.92 (td, 1H), 6.68 (qd, 2H), 6.40-6.26 (m, 8H)

[0221] LC/MS: calculated value: 918.36. found value: 919.44.

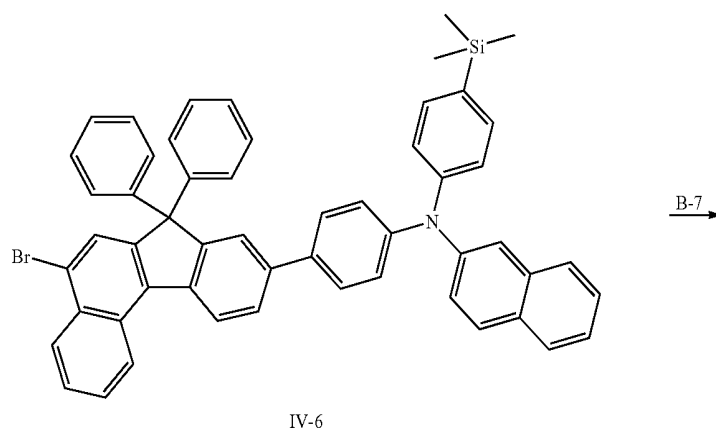
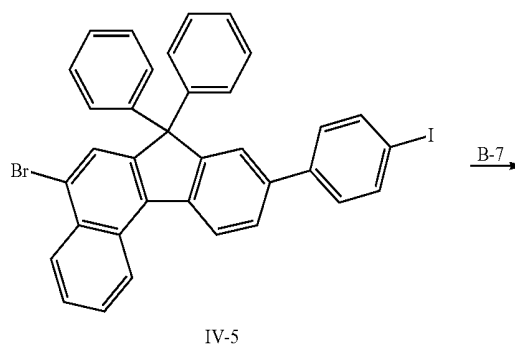
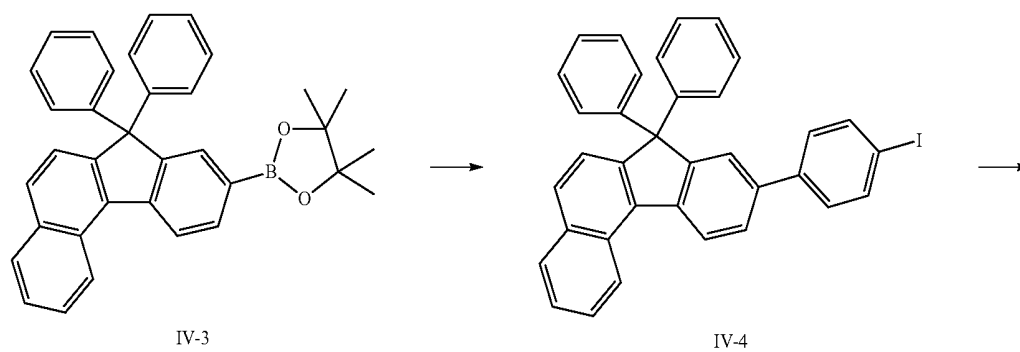
Synthesis of Compound 74

[0222] Intermediates IV-1 to IV-6 and Compound 74 were synthesized according to Reaction Schemes 9 and 10 below.

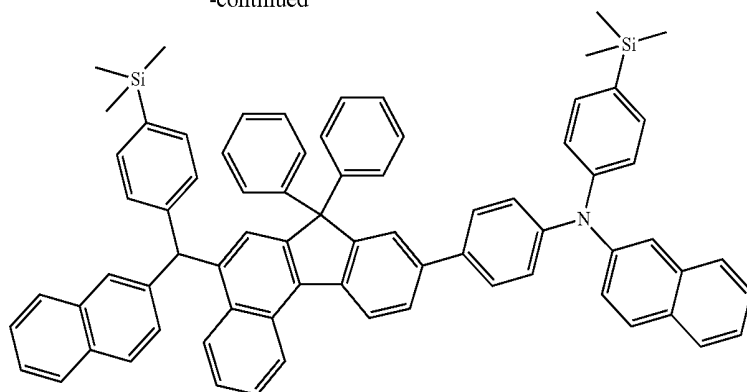




Reaction Scheme 10



-continued



74

Synthesis of Intermediate IV-1

[0223] Intermediate IV-1 (12.183 g, 87%) was synthesized in the same manner as in Intermediate II-2, except that a 1.6M phenyl magnesium bromide hexane solution was used instead of a 1.6M methylmagnesium bromide hexane solution.

[0224] Synthesis of Intermediate IV-2

[0225] Intermediate IV-2 (10.281 g, 87%) was synthesized in the same manner as used to synthesize Intermediate II-3, except that Intermediate IV-1 was used instead of Intermediate II-2.

Synthesis of Intermediate IV-3

[0226] Intermediate IV-3 (9.386 g, 86%) was synthesized in the same manner as used to synthesize Intermediate II-4, except that Intermediate IV-2 was used instead of Intermediate II-3.

Synthesis of Intermediate IV-4

[0227] Intermediate IV-4 (7.41 g, 79%) was synthesized in the same manner as used to synthesize Intermediate II-5, except that Intermediate IV-3 was used instead of Intermediate II-4.

Synthesis of Intermediate IV-5

[0228] Intermediate IV-5 (7.11 g, 84%) was synthesized in the same manner as used to synthesize Intermediate II-6, except that Intermediate IV-4 was used instead of Intermediate II-5.

Synthesis of Intermediate IV-6

[0229] Intermediate IV-6 (2.054 g, 84%) was synthesized in the same manner as used to synthesize Intermediate II-7,

except that Intermediate IV-5 was used instead of Intermediate II-6 and Intermediate B-7 was used instead of Intermediate B-3.

Synthesis of Compound 74

[0230] Compound 74 (1.553 g, 76%) was synthesized in the same manner as used to synthesize Compound 34, except that Intermediate IV-6 was used instead of Intermediate II-7 and Compound B-7 was used instead of Compound B-3. The produced compound was identified by LC/MS and ¹H NMR.

[0231] ¹H NMR (CDCl₃, 300 MHz): δ=□7.84-7.68 (m, 6H), 7.65-7.55 (m, 6H), 7.50-7.35 (m, 10H), 7.25-7.11 (m, 5H), 7.05-6.93 (m, 7H), 6.86-6.72 (m, 4H), 6.54 (dd, 2H), 6.48-6.40 (m, 4H), 1.08 (s 18H)

[0232] LC/MS: calculated value: 1022.45. found value: 1022.99.

Synthesis of Compound 71

[0233] Compound 71 (1.098 g, 62%) was synthesized in the same manner as used to synthesize Compound 74, except that Compound B-2 was used instead of Compound B-7. The produced compound was identified by LC/MS and ¹H NMR.

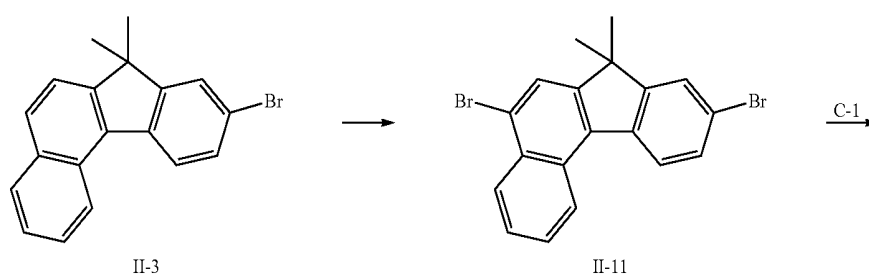
[0234] ¹H NMR (CDCl₃, 300 MHz): δ=□7.86-7.66 (m, 6H), 7.63-7.39 (m, 12H), 7.32-7.28 (m, 5H), 7.20-6.97 (m, 15H), 6.93 (dd, 2H), 6.72 (qd, 2H), 6.44 (dd, 2H), 6.28 (dd, 2H)

[0235] LC/MS: calculated value: 879.10. found value: 878.44.

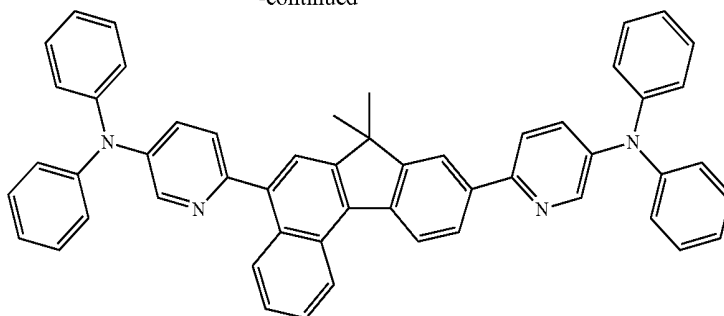
Synthesis of Compound 87

[0236] Intermediate II-11 and Compound 87 were synthesized according to Reaction Scheme 11.

Reaction Scheme 11



-continued



87

Synthesis of Intermediate II-11

[0237] Intermediate II-11 (6.03 g, 75%) was synthesized in the same manner as used to synthesize Intermediate II-6, except that Intermediate II-3 was used instead of Intermediate II-5.

Synthesis of Compound 87

[0238] 0.804 g (2 mmol) of Intermediate II-11, 3.348 g (9 mmol) of Compound C-1, 0.115 g (0.1 mmol) of Pd(PPh₃)₄, and 1.382 g (10 mmol) of K₂CO₃ were dissolved in a 100 mL of THF/H₂O (2/1 volume ratio) mixed solution, and then, the mixture was stirred at a temperature of 80° C. for 12 hours. The reaction solution was cooled to room temperature and then 50 mL of water was added thereto, followed by 3 times of extraction with 30 mL of ethylether. The collected organic layer was dried with magnesium sulfate and the solvent was removed therefrom by evaporation. The obtained residue was separation-purified by silica gel-column chromatography to obtain Compound 87 (0.878 g, yield 60%). The produced compound was identified by LC/MS and ¹H NMR.

[0239] ¹H NMR (CDCl₃, 300 MHz): δ=□□8.23 (d, 1H), 8.17 (d, 2H), 8.10 (d, 1H), 8.05-8.00 (m, 2H), 7.78-7.48 (m, 8H), 7.32-7.15 (m, 8H), 6.88 (td, 4H), 6.52 (dd, 8H), 1.55 (s, 6H)

[0240] LC/MS: calculated value: 732.33. found value: 733.44.

Synthesis of Compound 81

[0241] Compound 81 (0.949 g, 65%) was synthesized in the same manner as used to synthesize Compound 87, from Intermediate II-11, except that Compound C-2 was used instead of Compound C-1.

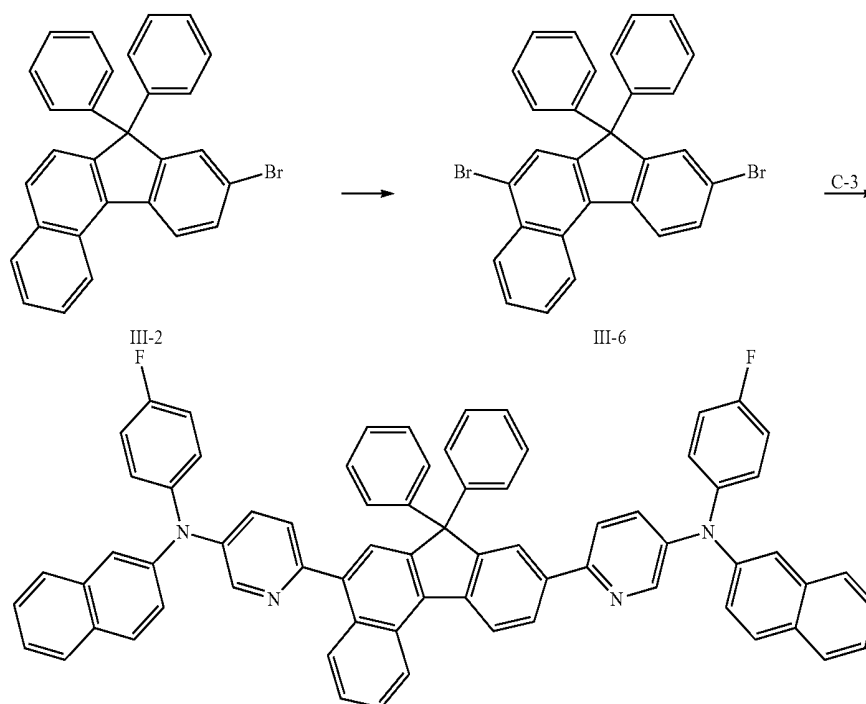
[0242] ¹H NMR (CDCl₃, 300 MHz): δ=□□7.86-7.82 (m, 2H), 7.74 (d, 1H), 7.55-7.46 (m, 6H), 7.30-7.08 (m, 12H), 6.91 (dd, 2H), 6.85 (dd, 2H), 6.72 (td, 4H), 6.46 (dd, 8H), 1.55 (s, 6H)

[0243] LC/MS: calculated value: 730.33. found value: 731.25.

Synthesis of Compound 92

[0244] Intermediate III-6 and Compound 92 were synthesized according to Reaction Scheme 12.

Reaction Scheme 12



92

Synthesis of Intermediate III-6

[0245] Intermediate III-6 (9.573 g, 82%) was synthesized in the same manner as used to synthesize Intermediate II-6, except that Intermediate IV-2 was used instead of Intermediate II-5.

Synthesis of Compound 92

[0246] Compound 92 (1.336 g, 67%) was synthesized in the same manner as used to synthesize Compound 87, except that Intermediate III-6 was used instead of Intermediate II-11 and Compound C-3 was used instead of Compound C-1. The produced compound was identified by LC/MS and ¹H NMR.

[0247] ¹H NMR (CDCl₃, 300 MHz): δ=□□7.86-7.72 (m, 3H), 7.68-7.45 (m, 10H), 7.38-7.15 (m, 12H), 7.12-6.84 (m, 17H), 6.74-6.68 (m, 6H)

[0248] LC/MS: calculated value: 990.38. found value: 991.05.

[0249] Hereinafter, one or more embodiments of the present invention will be described in detail with reference to the following examples. However, these examples are not intended to limit the scope of the present invention.

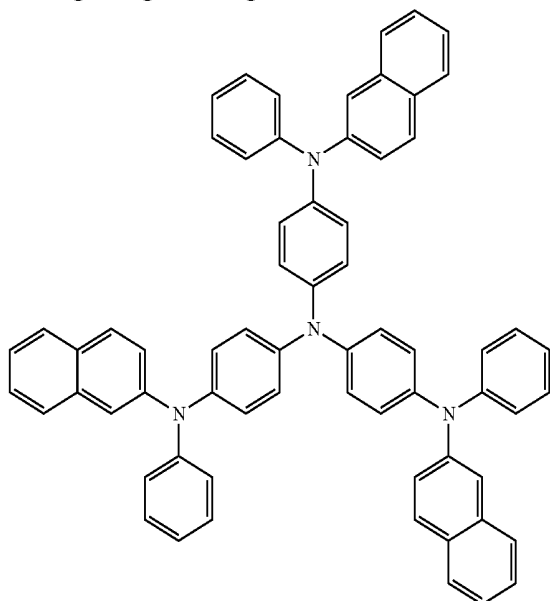
Example 1

[0250] An anode was prepared by cutting a Corning 15 Ω/cm² (1200 Å) ITO glass substrate to a size of 50 mm×50 mm×0.7 mm, ultrasonically cleaning the glass substrate using isopropyl alcohol and pure water each for 5 minutes, and then exposing to irradiation of UV light for 30 minutes and ozone to clean. Then, the ITO glass substrate was loaded into a vacuum deposition apparatus.

[0251] 2-TNATA was vacuum deposited on the ITO glass substrate to form a HIL with a thickness of 600 Å. NPB was vacuum deposited on the HIL to form a HTL having a thickness of 300 Å

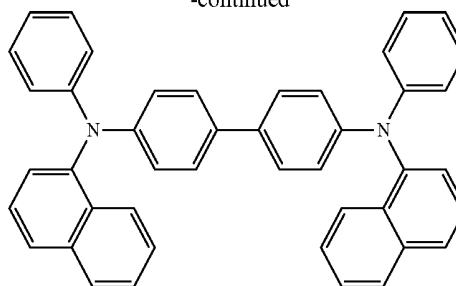
[0252] ADN (as a host) and Compound 1 (as a dopant) were co-deposited on the HTL at a weight ratio of 98:2 to form an EML having a thickness of 300 Å.

[0253] Alq₃ was vacuum deposited on the EML to form an ETL having a thickness of 300 Å, LiF was vacuum-deposited on the ETL to form an EIL having a thickness of 10 Å, and Al was vacuum deposited on the EIL to form a cathode having a thickness of 3000 Å, thereby completing the manufacturing of an organic light-emitting diode.

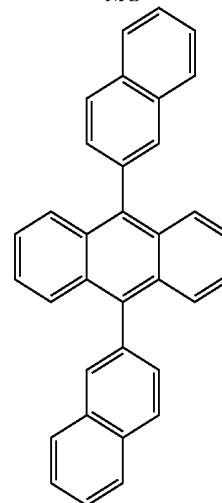


2-TNATA

-continued



NPB



ADN

Example 2

[0254] An organic light-emitting diode was manufactured in the same manner as in Example 1, except that Compound 12 was used instead of Compound 1 in forming the EML.

Example 3

[0255] An organic light-emitting diode was manufactured in the same manner as in Example 1, except that Compound 22 was used instead of Compound 1 in forming the EML.

Example 4

[0256] An organic light-emitting diode was manufactured in the same manner as in Example 1, except that Compound 34 was used instead of Compound 1 in forming the EML.

Example 5

[0257] An organic light-emitting diode was manufactured in the same manner as in Example 1, except that Compound 48 was used instead of Compound 1 in forming the EML.

Example 6

[0258] An organic light-emitting diode was manufactured in the same manner as in Example 1, except that Compound 52 was used instead of Compound 1 in forming the EML.

Example 7

[0259] An organic light-emitting diode was manufactured in the same manner as in Example 1, except that Compound 74 was used instead of Compound 1 in forming the EML.

Example 8

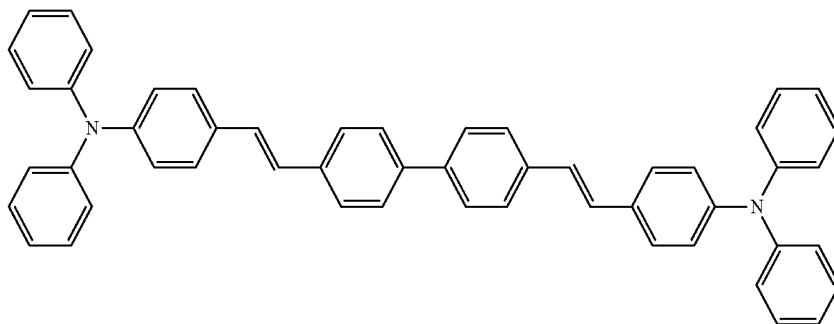
[0260] An organic light-emitting diode was manufactured in the same manner as in Example 1, except that Compound 87 was used instead of Compound 1 in forming the EML.

Example 9

[0261] An organic light-emitting diode was manufactured in the same manner as in Example 1, except that Compound 92 was used instead of Compound 1 in forming the EML.

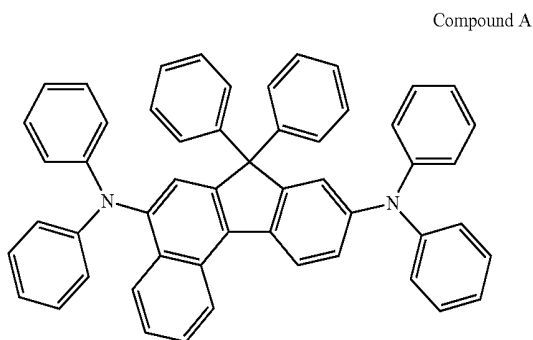
Comparative Example 1

[0262] An organic light-emitting diode was manufactured in the same manner as in Example 1, except that DPAVB_i was used instead of Compound 1 in forming the EML.

DPAVB_i

Comparative Example 2

[0263] An organic light-emitting diode was manufactured in the same manner as in Example 1, except that Compound A was used instead of Compound 1 in forming the EML.

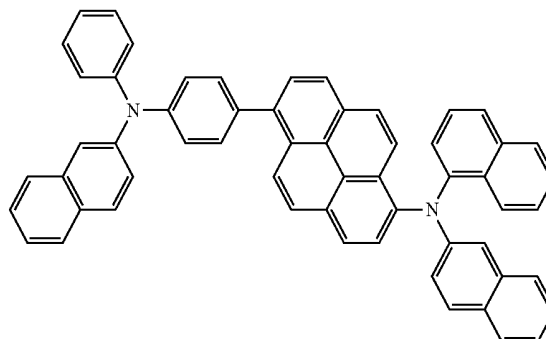


Compound A

Comparative Example 3

[0264] An organic light-emitting diode was manufactured in the same manner as in Example 1, except that Compound B was used instead of Compound 1 in forming the EML.

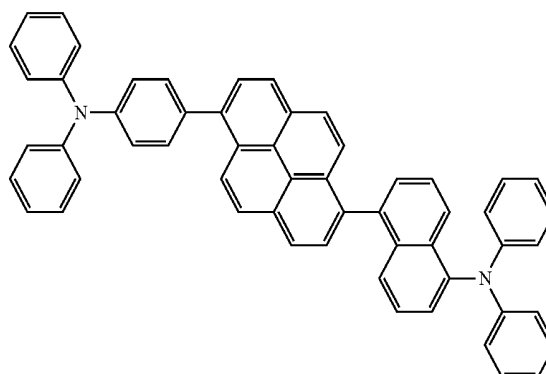
Compound B



Comparative Example 4

[0265] An organic light-emitting diode was manufactured in the same manner as in Example 1, except that Compound C was used instead of Compound 1 in forming the EML.

Compound C



Evaluation Example 1

[0266] The driving voltage, current density, brightness, efficiency, and color purity of the organic light-emitting diodes of Examples 1 to 9 and Comparative Examples 1 to 4 were evaluated by using a PR650 Spectroscan Source Measurement Unit (product of PhotoResearch company). Results thereof are shown in Table 1:

TABLE 1

	Light-emitting material	Driving voltage (V @ 50 mA/cm ²)	Brightness (cd/m ² @50 mA/cm ²)	Efficiency (cd/A@50 mA/cm ²)	Emission color	Half lifetime (hr@100 mA/cm ²)
Example 1:	Compound 1	6.11	3210	6.42	Blue	380
Example 2:	Compound 12	6.18	3388	6.78	Blue	358
Example 3:	Compound 22	6.17	3515	7.03	Blue	362
Example 4:	Compound 34	6.22	3328	6.66	Blue	351
Example 5:	Compound 48	6.23	3540	7.08	Blue	345
Example 6:	Compound 52	6.09	3452	6.90	Blue	354
Example 7:	Compound 74	6.32	3580	7.16	Blue	325
Example 8:	Compound 87	6.12	3240	6.48	Blue	318
Example 9:	Compound 92	6.20	3600	7.20	Blue	312
Comparative Example 1:	DPAVBi	7.35	2065	4.13	Blue	145
Comparative Example 2:	Compound A	6.45	3025	6.05	Blue	286
Comparative Example 3:	Compound B	6.65	2825	5.65	Blue	274
Comparative Example 4:	Compound C	6.38	2975	5.95	Blue	295

[0267] Referring to Table 1, it was confirmed that the organic light-emitting diodes manufactured according to Examples 1 to 9 had a lower driving voltage, and improved current density, brightness, efficiency, and color purity characteristics, compared to the organic light-emitting diodes manufactured according to Comparative Examples 1 to 4.

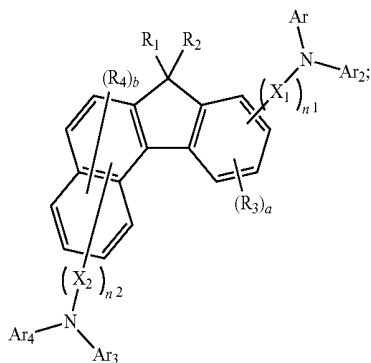
[0268] Thus, according to some embodiments, an organic light-emitting diode including the benzofluorene-based compound may have a low driving voltage, high efficiency, high brightness, and long lifespan.

[0269] While the present invention has described with reference to certain embodiments thereof, it is to be understood that the invention is not limited to the disclosed embodiments, but, on the contrary, is intended to cover various modifications and equivalent arrangements included within the spirit and scope of the appended claims, and equivalents thereof.

What is claimed is:

1. A benzofluorene-based compound represented by Formula 1 below:

Formula 1



wherein in Formula 1:

X₁ and X₂ are each independently selected from a substituted or unsubstituted C₃-C₁₀ cycloalkylene group, a substituted or unsubstituted C₂-C₁₀ heterocycloalkylene group, a substituted or unsubstituted C₃-C₁₀ cycloalkenylene group, a substituted or unsubstituted C₂-C₁₀ heterocycloalkenylene group, a substituted or unsubstituted C₆-C₆₀ arylene group, and a substituted or unsubstituted C₂-C₆₀ heteroarylene group;

tuted C₆-C₆₀ arylene group, and a substituted or unsubstituted C₂-C₆₀ heteroarylene group;

n₁ and n₂ are each independently selected from an integer of 0 to 3, wherein when n₁ is an integer of 2 or more, 2 or more of X₁ are identical to or different from each other, and when n₂ is an integer of 2 or more, 2 or more of X₂ are identical to or different from each other;

the sum of n₁ and n₂ is an integer of 1 to 6;

Ar₁ to Ar₄ are each independently selected from a substituted or unsubstituted C₆-C₃₀ aryl group and a substituted or unsubstituted C₂-C₃₀ heteroaryl group;

R₁ to R₄ are each independently selected from a hydrogen atom, a deuterium atom, a halogen atom, a hydroxyl group, a cyano group, a nitro group, an amino group, an amidino group, a hydrazine group, a hydrazone group, a carboxylic acid group or a salt thereof, a sulfonic acid group or a salt thereof, a phosphoric acid group or a salt thereof, a substituted or unsubstituted C₁-C₃₀ alkyl group, a substituted or unsubstituted C₂-C₆₀ alkenyl group, a substituted or unsubstituted C₂-C₆₀ alkynyl group, a substituted or unsubstituted C₃-C₁₀ cycloalkyl group, a substituted or unsubstituted C₂-C₁₀ heterocycloalkyl group, a substituted or unsubstituted C₃-C₁₀ cycloalkenyl group, a substituted or unsubstituted C₂-C₁₀ heterocycloalkenyl group, a substituted or unsubstituted C₆-C₃₀ aryl group, and a substituted or unsubstituted C₂-C₃₀ heteroaryl group;

a is an integer of 0 to 3, and when a is an integer of 2 or more, 2 or more of R₃ are identical to or different from each other; and

b is an integer of 0 to 5, and when b is an integer of 2 or more, 2 or more of R₄ are identical to or different from each other.

2. The benzofluorene-based compound of claim 1, wherein X₁ and X₂ are each independently selected from:

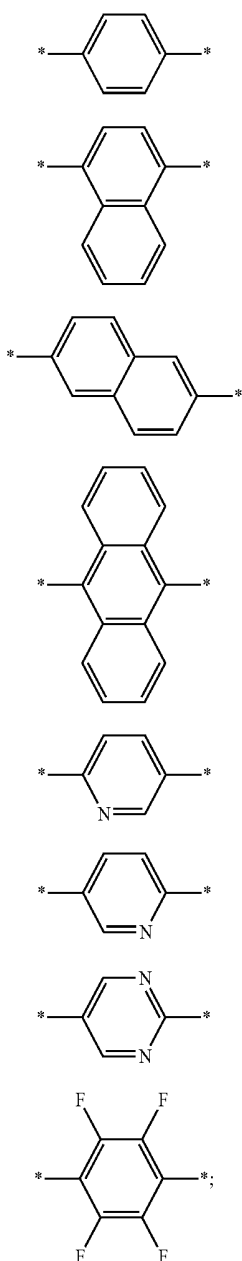
a phenylene group, a naphthylene group, an anthracenylene group, a pyridinylene group, a pyrazinylene group, a pyrimidinylene group, and a pyridazinylene group; and

a phenylene group, a naphthylene group, an anthracenylene group, a pyridinylene group, a pyrazinylene group, a pyrimidinylene group, and a pyridazinylene group, each substituted with at least one selected from a

deuterium atom, —F, a cyano group, a nitro group, a methyl group, an ethyl group, an n-propyl group, an i-propyl group, an n-butyl group, an i-butyl group, a t-butyl group, a phenyl group, a naphthyl group, an anthryl group, a fluorenyl group, a pyridyl group, a pyrazinyl group, a pyrimidyl group, and a pyridazinyl group.

3. The benzofluorene-based compound of claim 1, wherein X_1 and X_2 are each independently selected from a phenylene group, a naphthylene group, an anthracenylene group, a pyridinylene group, and a pyrimidinylene group.

4. The benzofluorene-based compound of claim 1, wherein X_1 and X_2 are each independently selected from Formulae 2a to 2h below:



and in Formulae 2a to 2h, * indicates a binding site to a corresponding N of Formula 1 and *' indicates a binding site to a corresponding position on the benzofluorene ring of Formula 1.

5. The benzofluorene-based compound of claim 1, wherein n_1 and n_2 are each 0 or 1, and the sum of n_1 and n_2 is 1.

6. The benzofluorene-based compound of claim 1, wherein n_1 and n_2 are each 1.

7. The benzofluorene-based compound of claim 1, wherein Ar_1 to Ar_4 are each independently selected from:

a phenyl group, a naphthyl group, an anthryl group, a fluorenyl group, a benzofuranyl group, a benzothiophenyl group, a dibenzofuranyl group, and a dibenzothiophenyl group; and

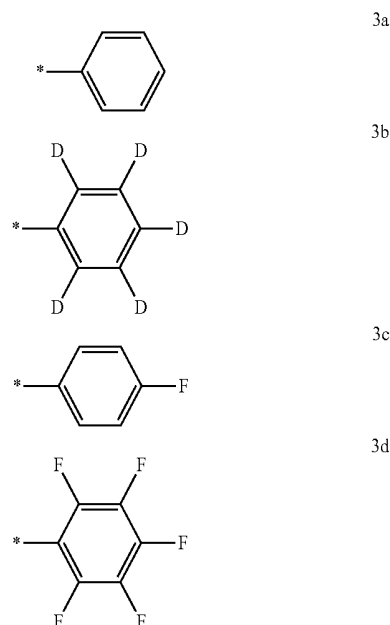
a phenyl group, a naphthyl group, an anthryl group, a fluorenyl group, a benzofuranyl group, a benzothiophenyl group, a dibenzofuranyl group, and a dibenzothiophenyl group, each substituted with at least one selected from a deuterium atom, —F, a hydroxyl group, a cyano group, a nitro group, —Si(Q_1)(Q_2)(Q_3) (wherein Q_1 to Q_3 are each independently selected from a hydrogen atom, a deuterium atom, a methyl group, an ethyl group, an n-propyl group, an i-propyl group, an n-butyl group, a sec-butyl group, an i-butyl group, and a t-butyl group), a methyl group, an ethyl group, an n-propyl group, an i-propyl group, an n-butyl group, a sec-butyl group, an i-butyl group, a t-butyl group, a phenyl group, a naphthyl group, an anthryl group, a pyridyl group, a pyrimidyl group, and a triazinyl group.

8. The benzofluorene-based compound of claim 1, wherein Ar_1 to Ar_4 are each independently selected from:

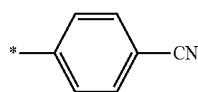
a phenyl group, a naphthyl group, a fluorenyl group, a dibenzofuranyl group, and a dibenzothiophenyl group; and

a phenyl group, a naphthyl group, a fluorenyl group, a dibenzofuranyl group, and a dibenzothiophenyl group, each substituted with at least one selected from a deuterium atom, —F, a cyano group, a nitro group, a methyl group, an ethyl group, a t-butyl group, a phenyl group, a pyridyl group, and —Si(Q_1)(Q_2)(Q_3), wherein Q_1 to Q_3 are each independently selected from a methyl group, an ethyl group, and a t-butyl group.

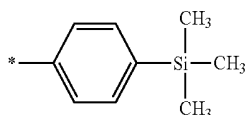
9. The benzofluorene-based compound of claim 1, wherein Ar_1 to Ar_4 are each independently selected from Formulae 3a to 3m below:



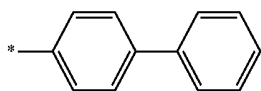
-continued



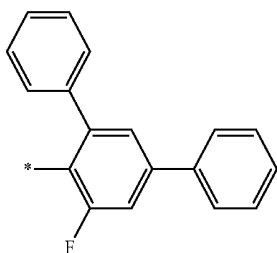
3e



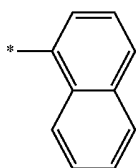
3f



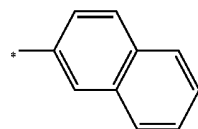
3g



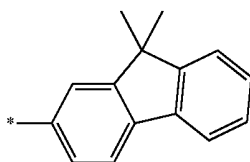
3h



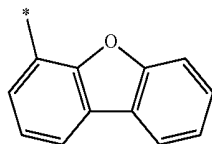
3i



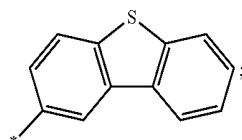
3j



3k



3l



3m

and wherein in Formulae 3a to 3m, * indicates a binding site to a corresponding N of Formula 1.

10. The benzofluorene-based compound of claim 1, wherein R_1 and R_2 are each independently selected from a hydrogen atom, a deuterium atom, a halogen atom, a hydroxyl group, a cyano group, a nitro group, a substituted or unsubstituted C_1 - C_{30} alkyl group, and a substituted or unsubstituted C_6 - C_{30} aryl group.

11. The benzofluorene-based compound of claim 1, wherein R_1 and R_2 are each independently selected from a hydrogen atom, a deuterium atom, a methyl group, and a phenyl group; and

a methyl group, and a phenyl group, each substituted with at least one selected from a hydrogen atom, a deuterium atom, a halogen atom, a cyano group, and a nitro group.

12. The benzofluorene-based compound of claim 1, wherein

R_1 to R_2 are each independently selected from a methyl group, $-CD_3$, and a phenyl group.

13. The benzofluorene-based compound of claim 1, wherein R_3 and R_4 are each independently selected from:

a hydrogen atom, a deuterium atom, $-F$, a cyano group, a nitro group, a methyl group, an ethyl group, an n-propyl group, an i-propyl group, an n-butyl group, an i-butyl group, and a t-butyl group;

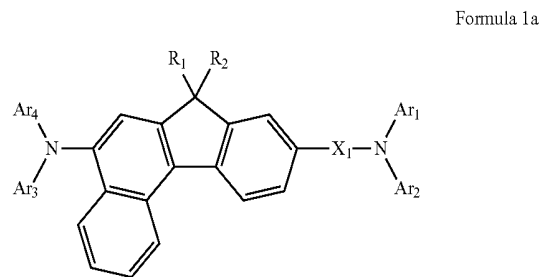
a methyl group, an ethyl group, an n-propyl group, an i-propyl group, an n-butyl group, an i-butyl group, and a t-butyl group, each substituted with at least one selected from a hydrogen atom, a deuterium atom, $-F$, a cyano group, a nitro group, a methyl group, an ethyl group, an n-propyl group, an i-propyl group, an n-butyl group, an i-butyl group, and a t-butyl group;

a phenyl group, a naphthyl group, and an anthracenyl group; and

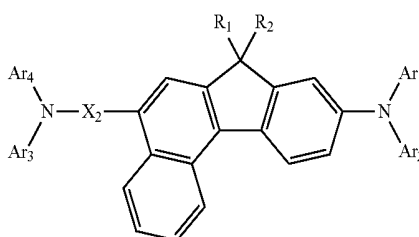
a phenyl group, a naphthyl group, and an anthracenyl group, each substituted with at least one selected from a hydrogen atom, a deuterium atom, $-F$, a cyano group, a nitro group, a methyl group, an ethyl group, an n-propyl group, an i-propyl group, an n-butyl group, an i-butyl group, and a t-butyl group.

14. The benzofluorene-based compound of claim 1, wherein a is 0 and b is 0.

15. The benzofluorene-based compound of claim 1, wherein the benzofluorene-based compound represented by Formula 1 is selected from a compound represented by Formulae 1a to 1c below:



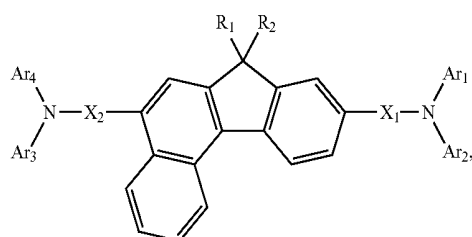
Formula 1a



Formula 1b

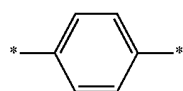
-continued

Formula 1c

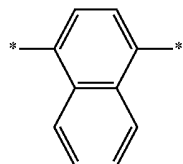


wherein:

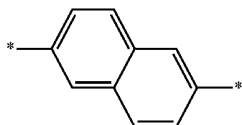
in Formulae 1a to 1c, X_1 and X_2 are each independently selected from Formulae 2a to 2h below:



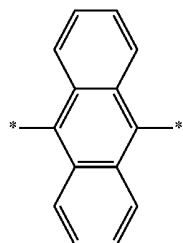
2a



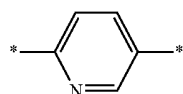
2b



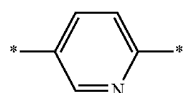
2c



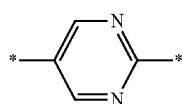
2d



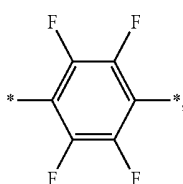
2e



2f



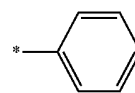
2g



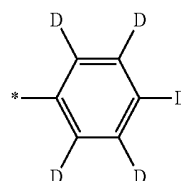
2h

binding site to a corresponding position on the benzofluorene ring of Formulae 1a to 1c;

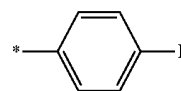
Ar_1 to Ar_4 are each independently selected from Formulae 3a to 3m below:



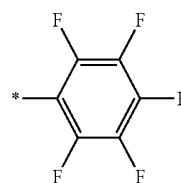
3a



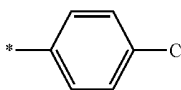
3b



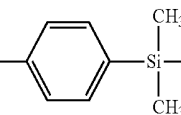
3c



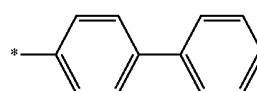
3d



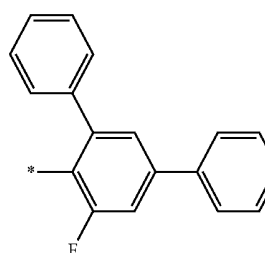
3e



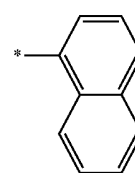
3f



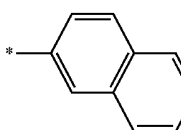
3g



3h



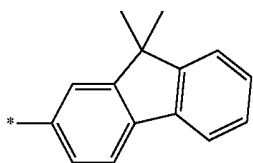
3i



3j

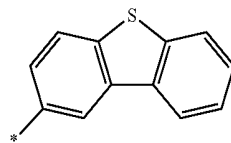
and in Formulae 2a to 2h, * indicates a binding site to a corresponding N of Formulae 1a to 1c, and *' indicates a

-continued

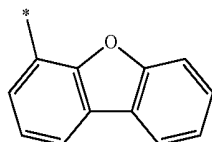


3k

-continued



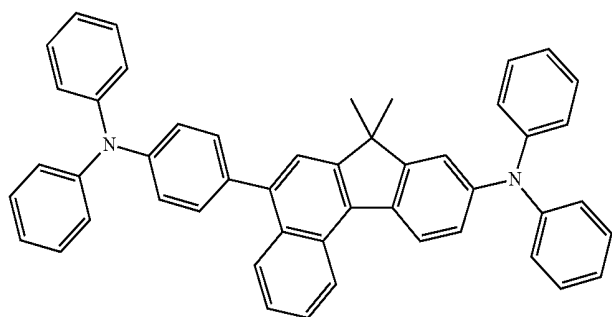
3m



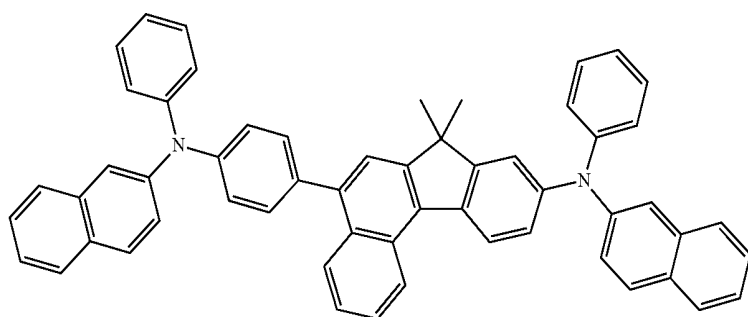
3l

and in Formulae 3a to 3m, * indicates a binding site to a corresponding N of Formulae 1a to 1c, and R_1 to R_2 are each independently selected from a methyl group, $-CD_3$, and a phenyl group.

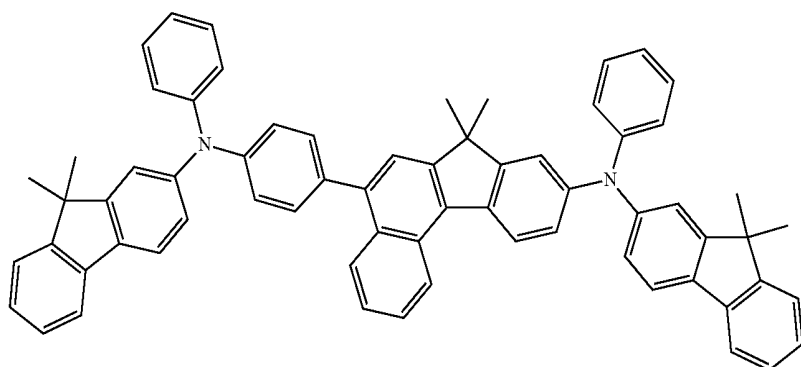
16. The benzofluorene-based compound of claim 1, wherein the benzofluorene-based compound represented by Formula 1 is selected from Compounds 1 to 100 below:



1



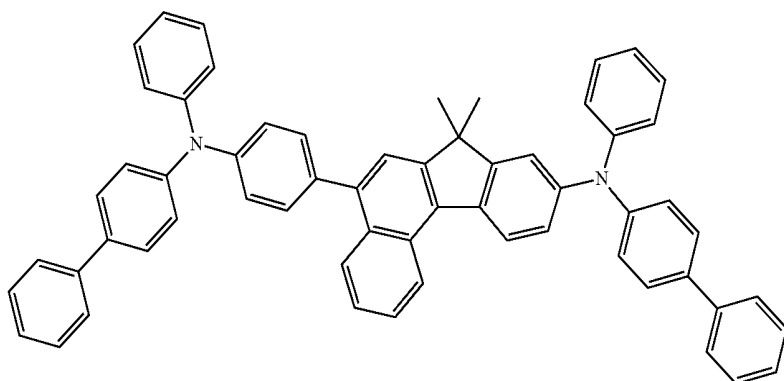
2



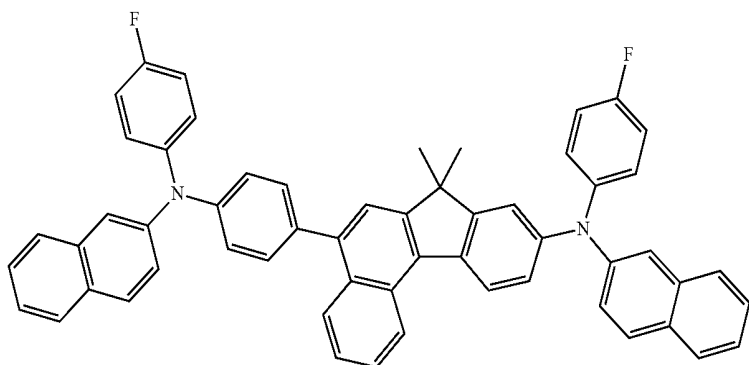
3

-continued

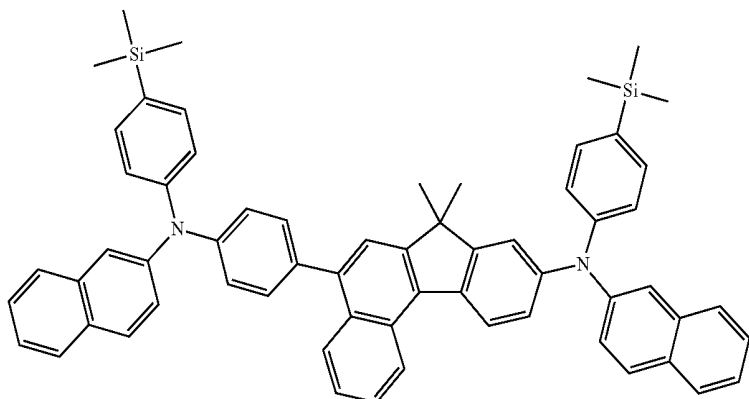
4



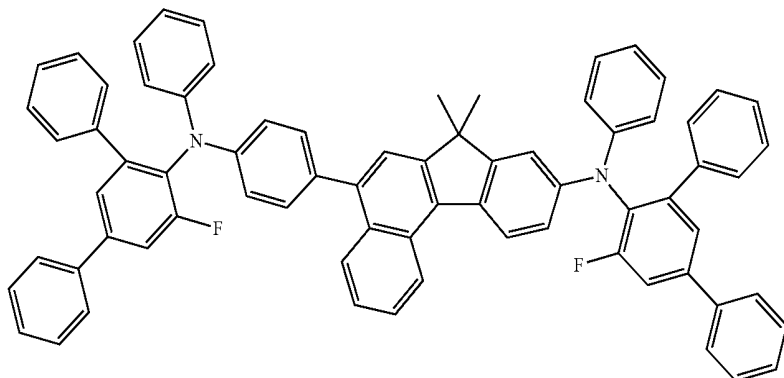
5



6

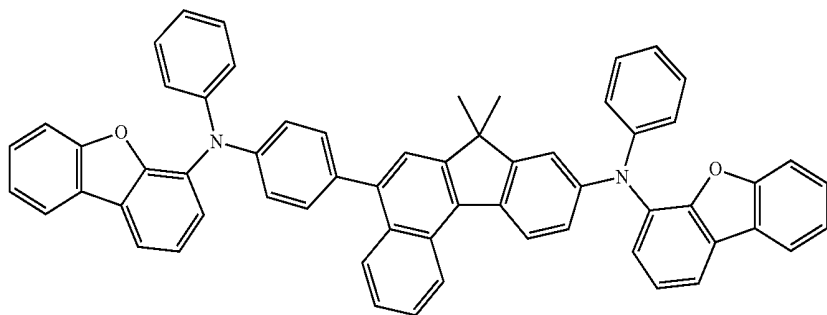


7

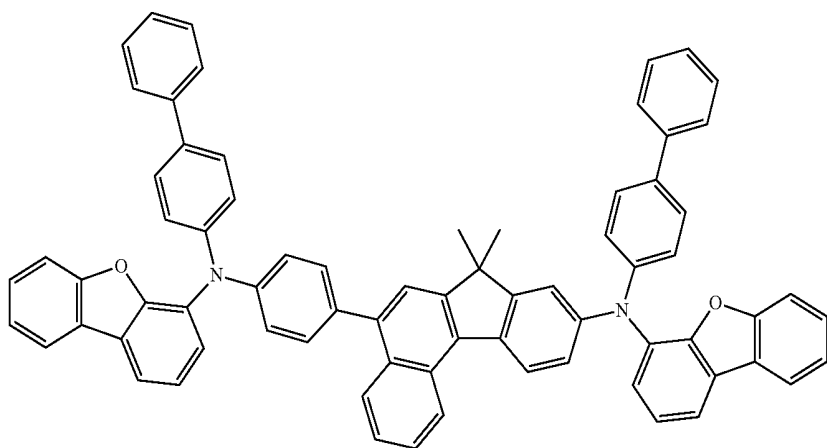


-continued

8

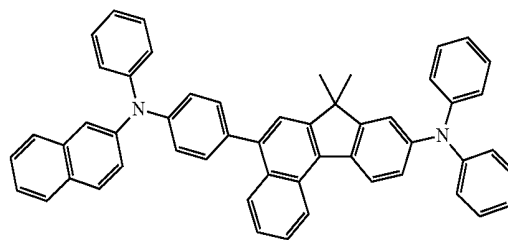
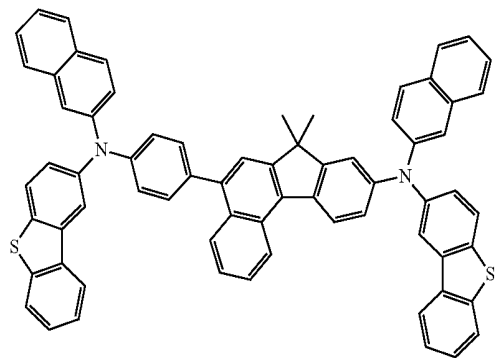


9

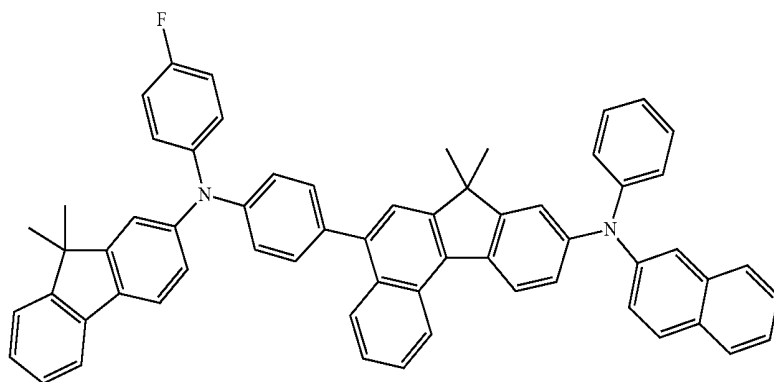


10

11

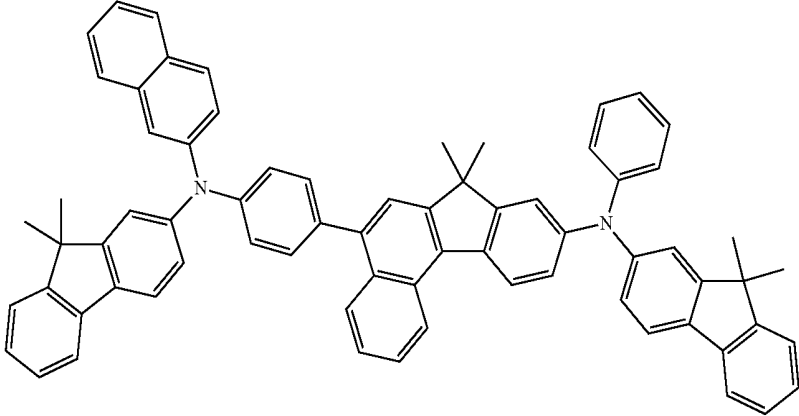


12

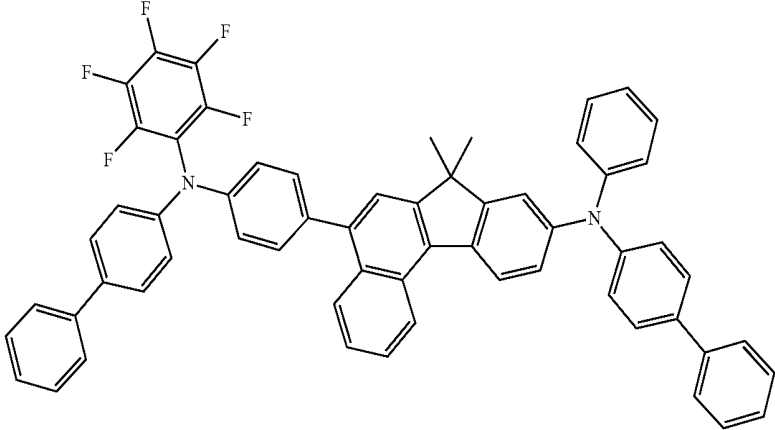


-continued

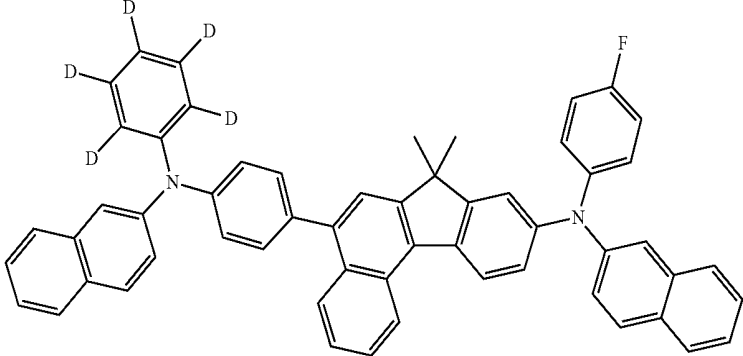
13



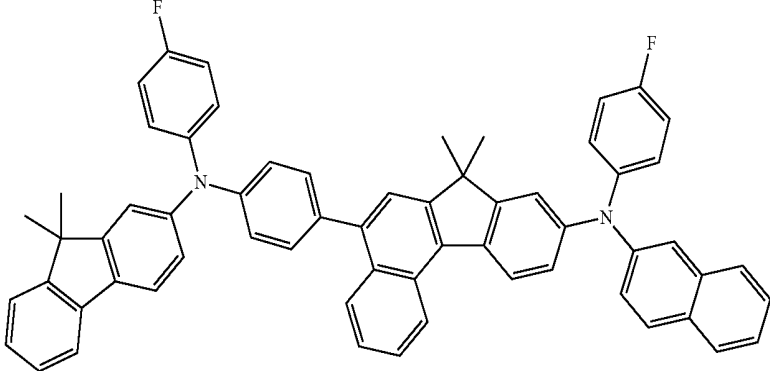
14



15

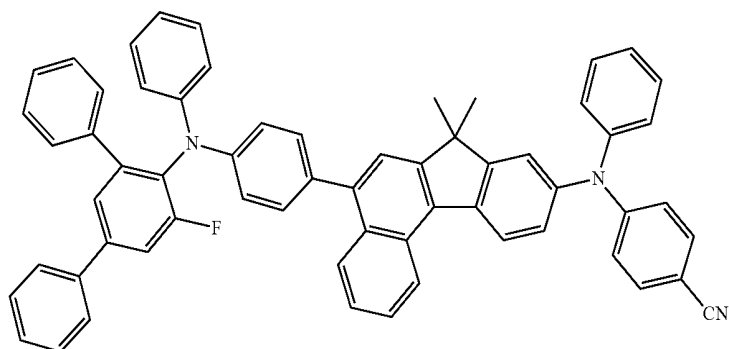


16

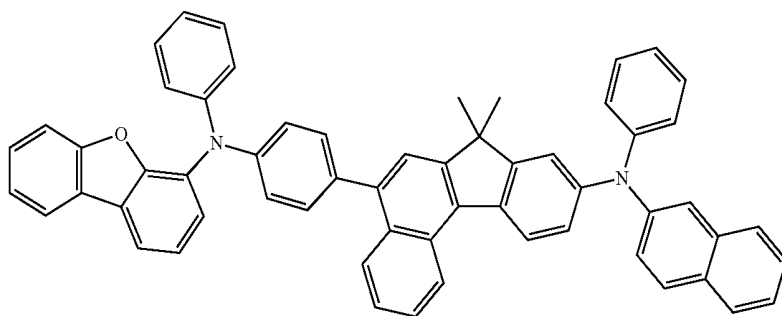


-continued

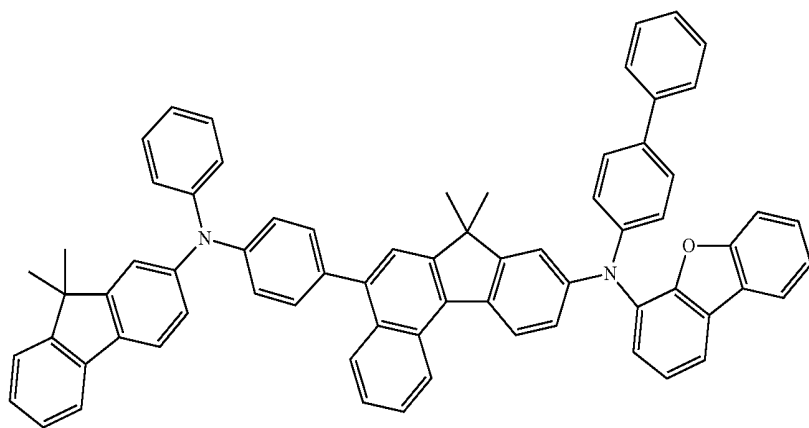
17



18

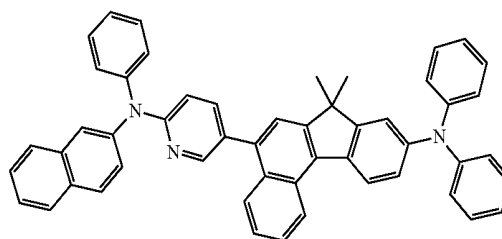
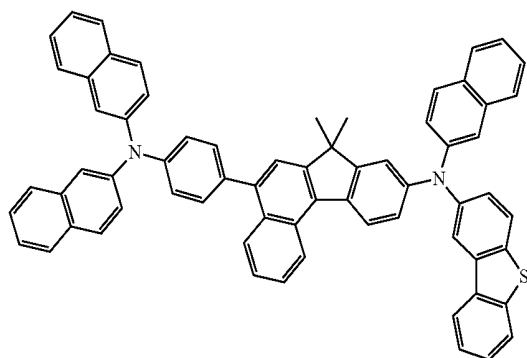


19



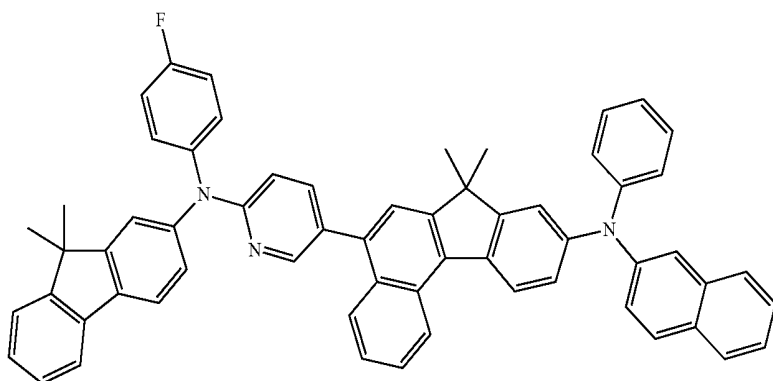
20

21

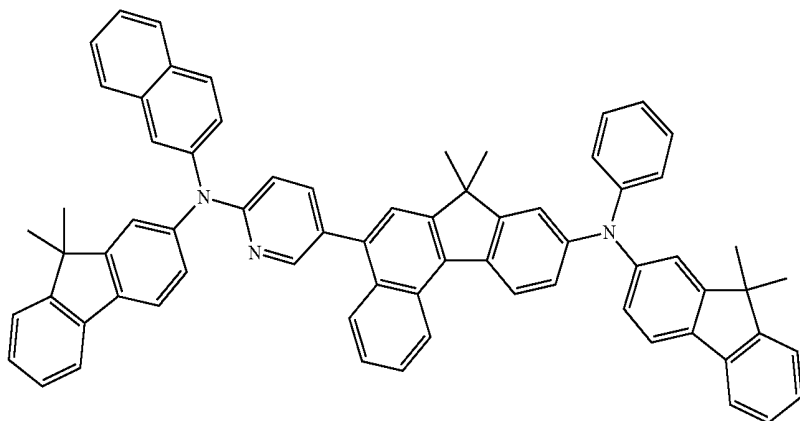


-continued

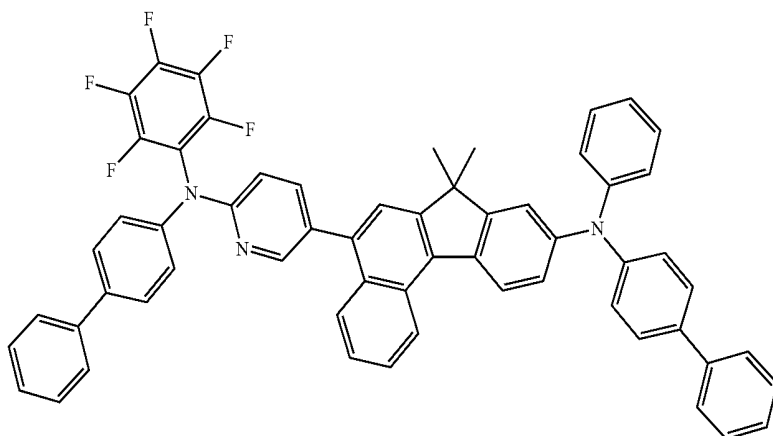
22



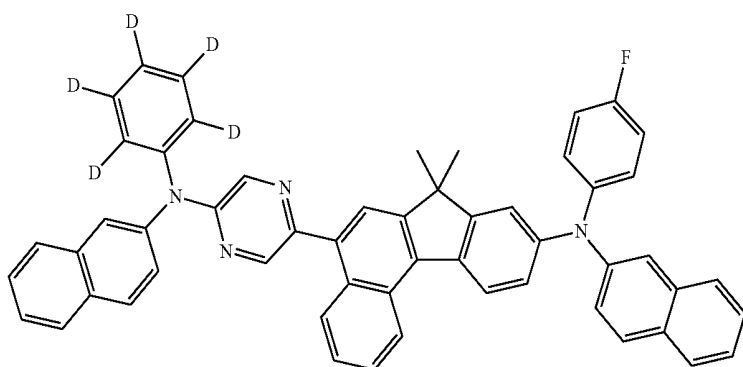
23



24

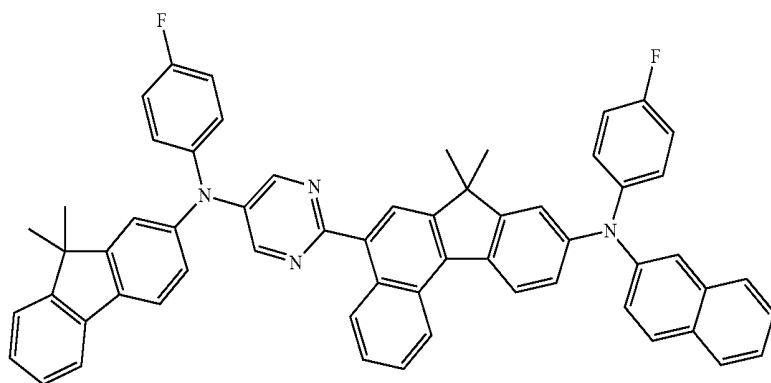


25

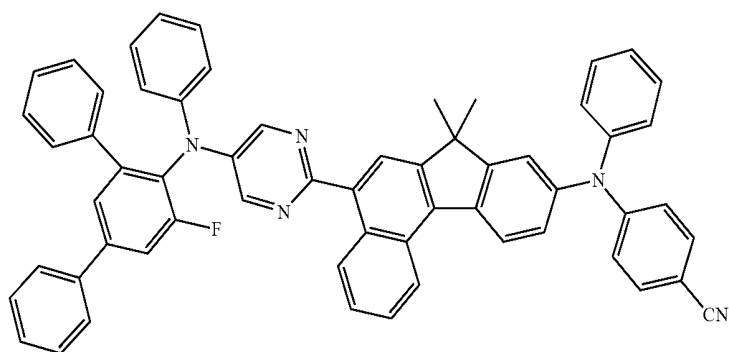


-continued

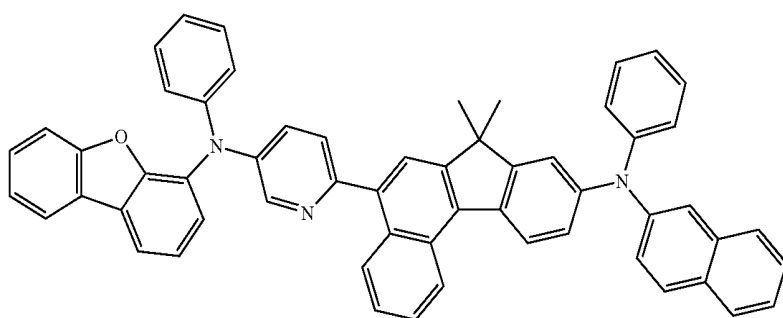
26



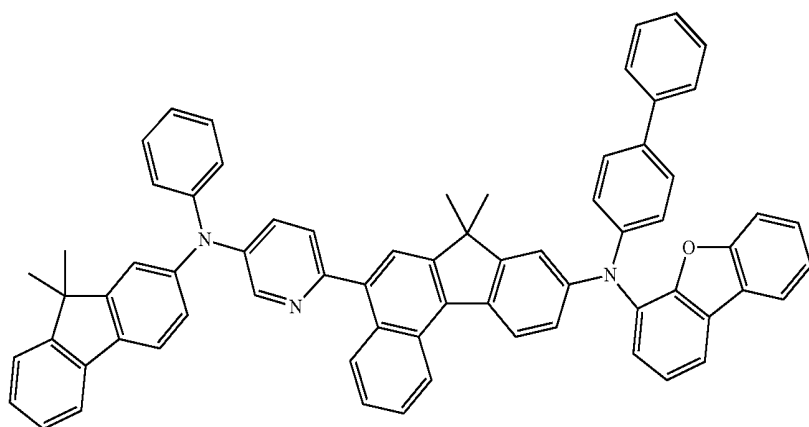
27



28

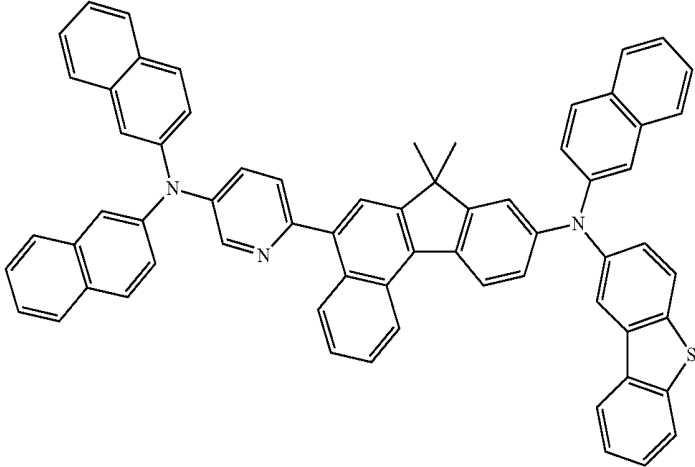


29

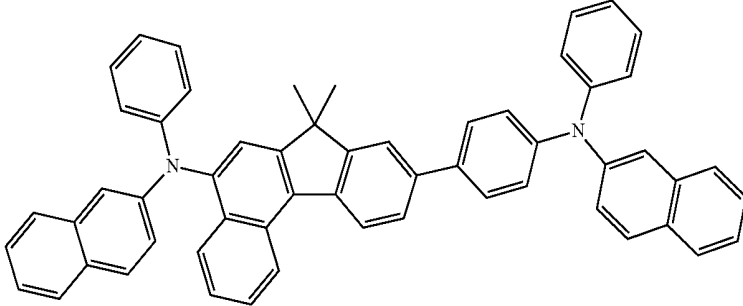


-continued

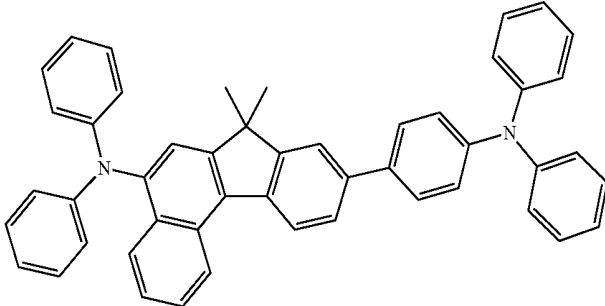
30



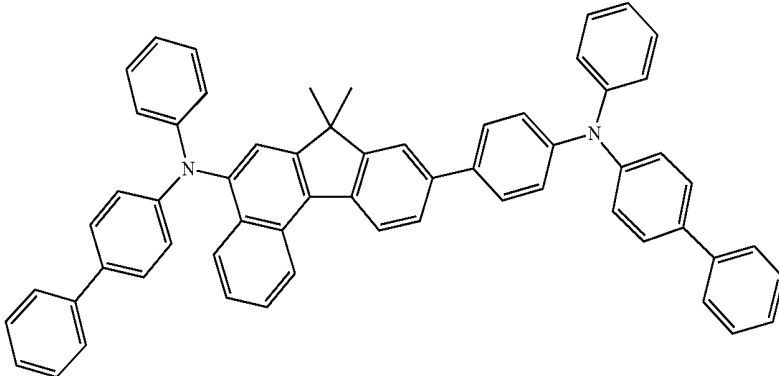
31



32

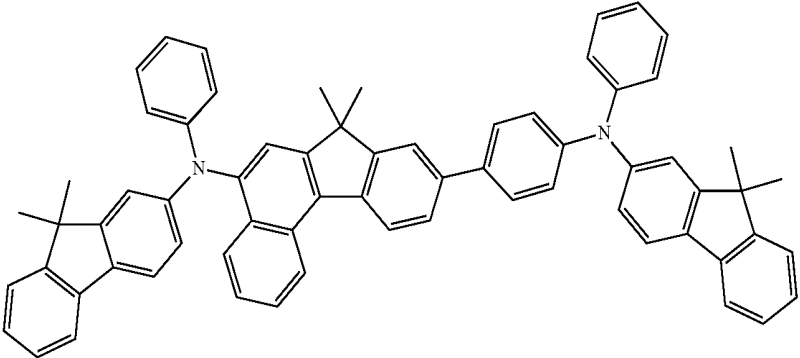


33

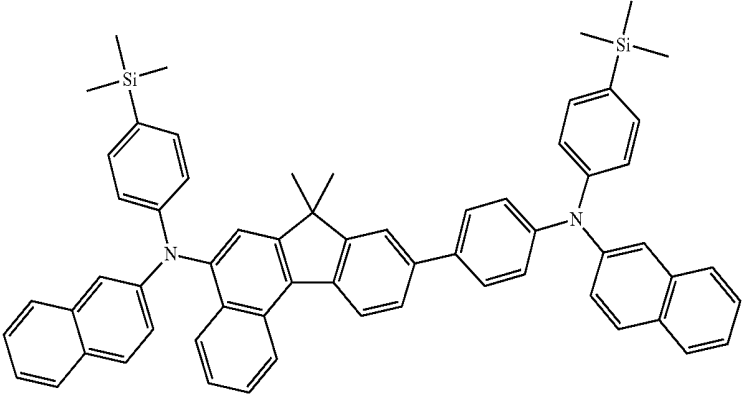


-continued

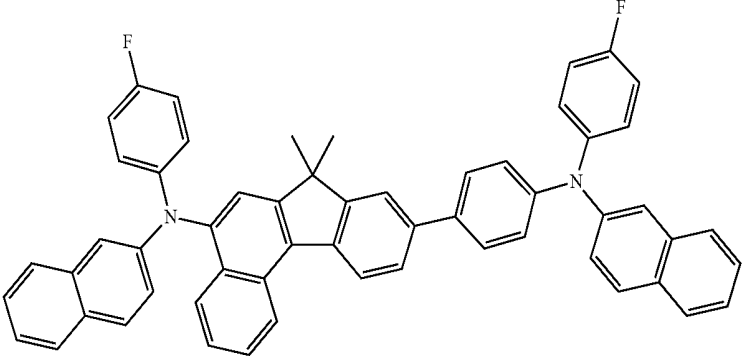
34



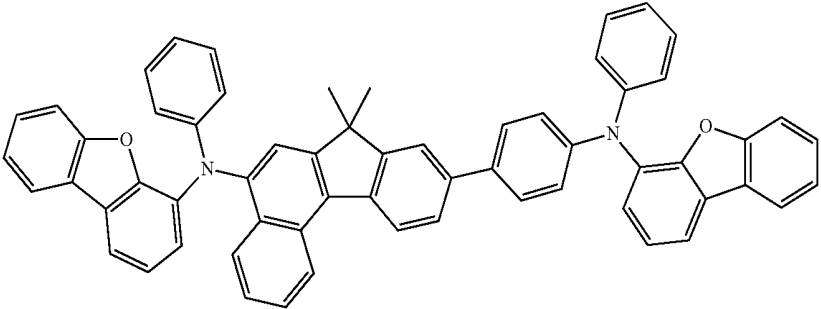
35



36

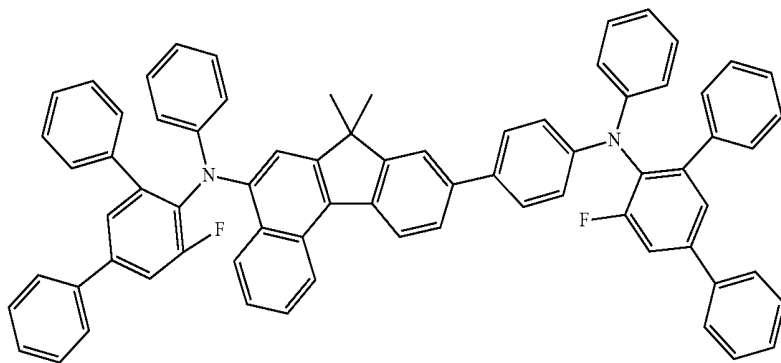


37

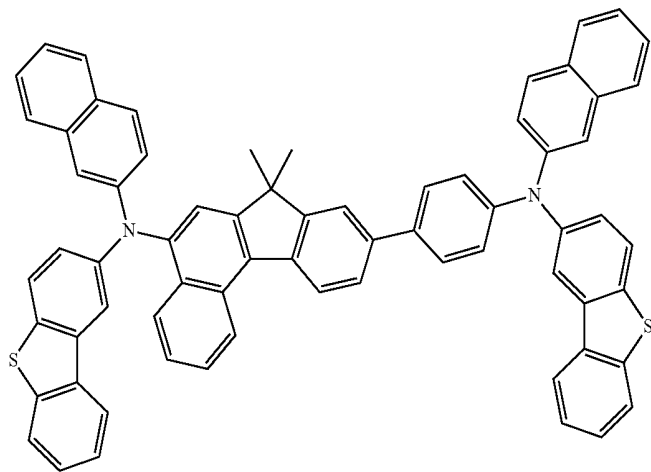


-continued

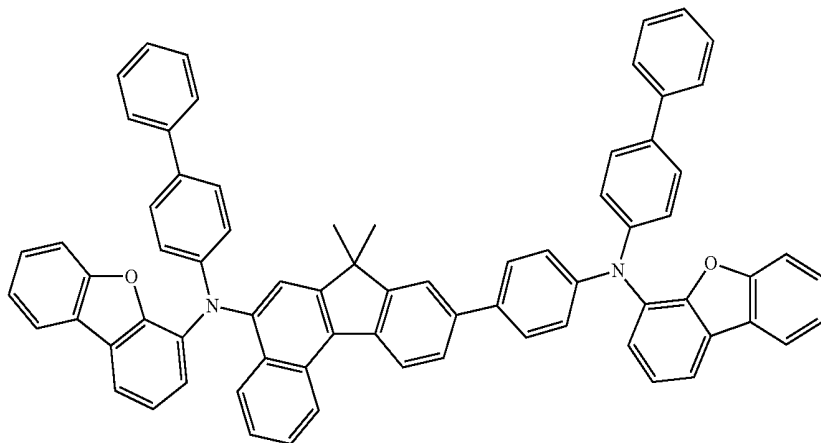
38



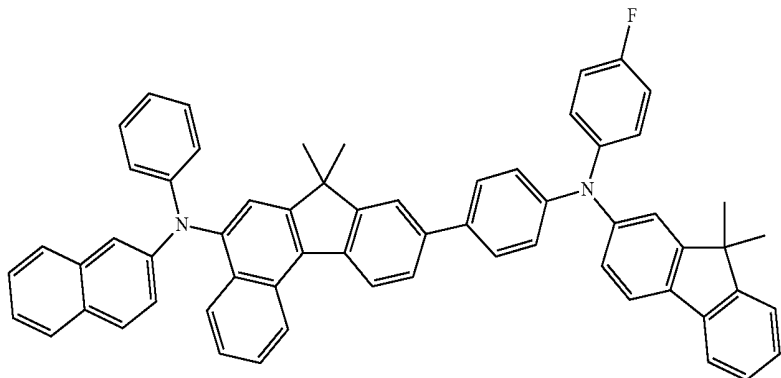
39



40

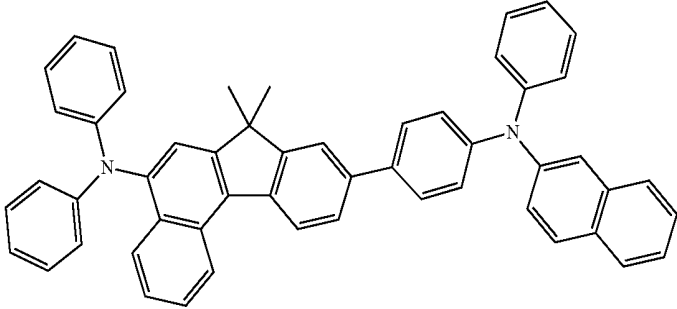


41

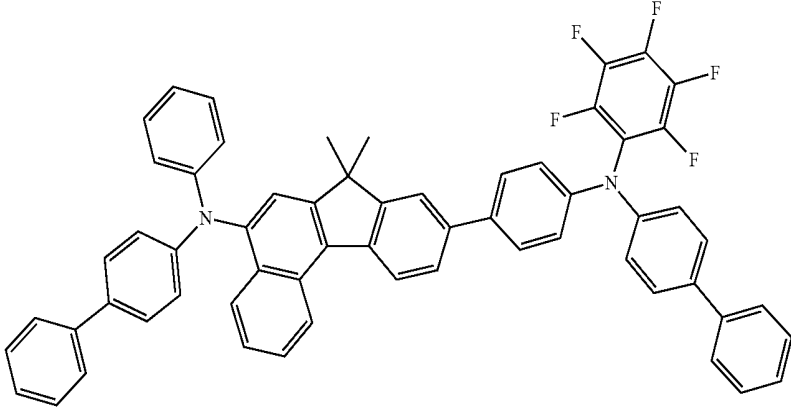


-continued

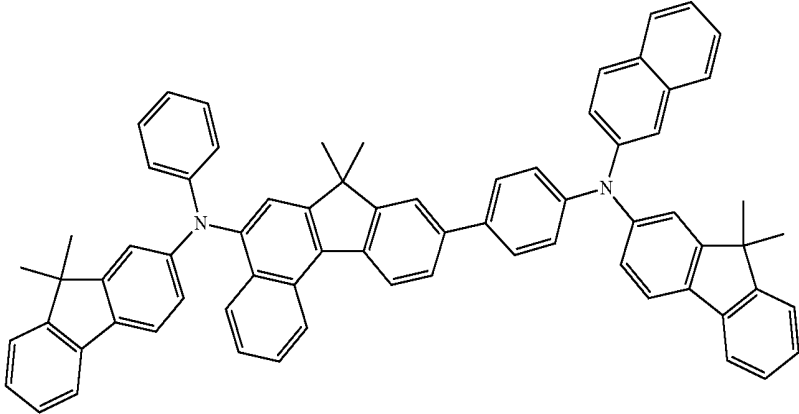
42



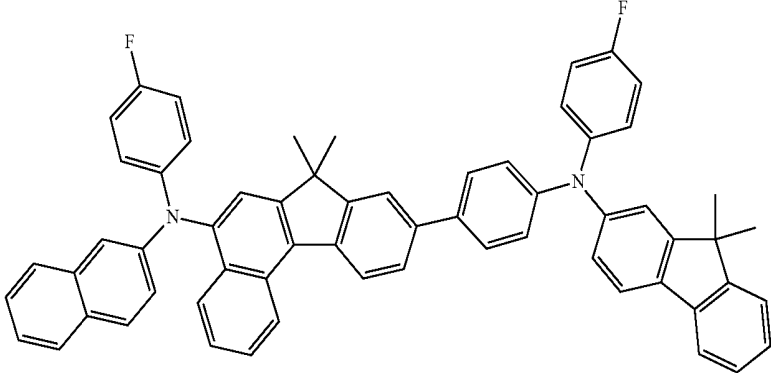
43



44

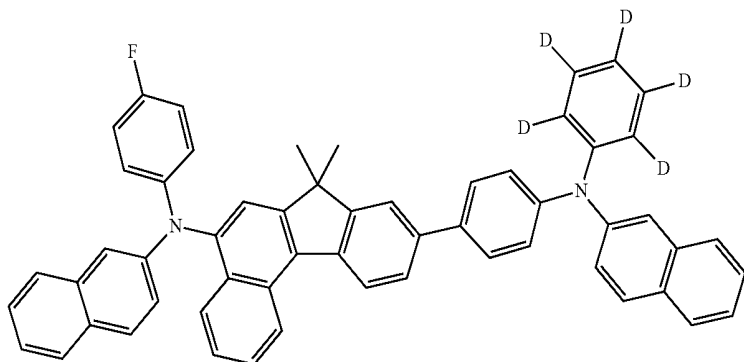


45

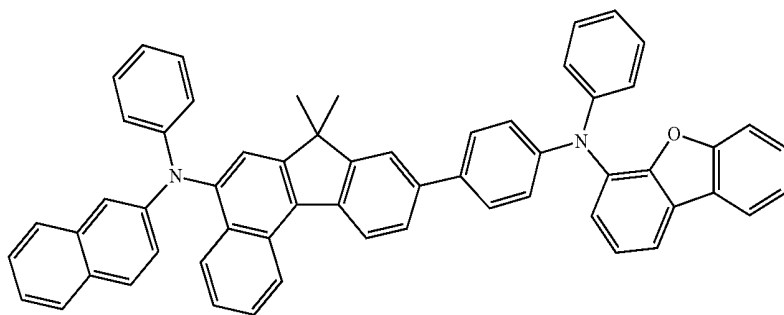


-continued

46

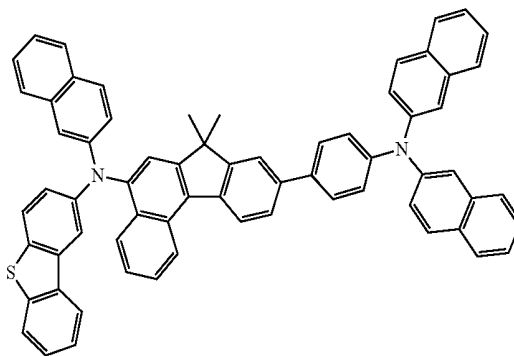
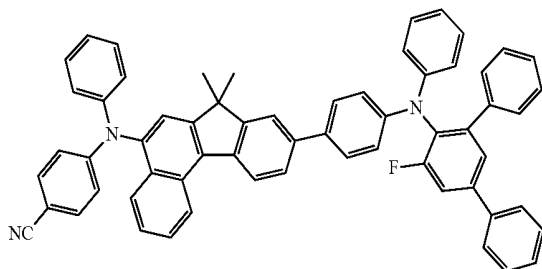


47

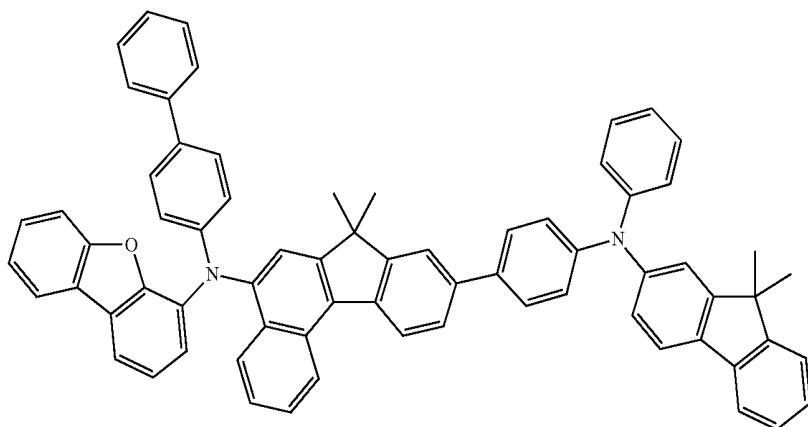


48

49

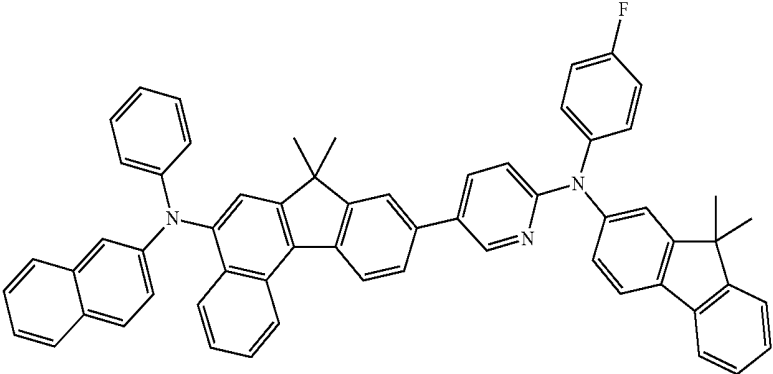


50

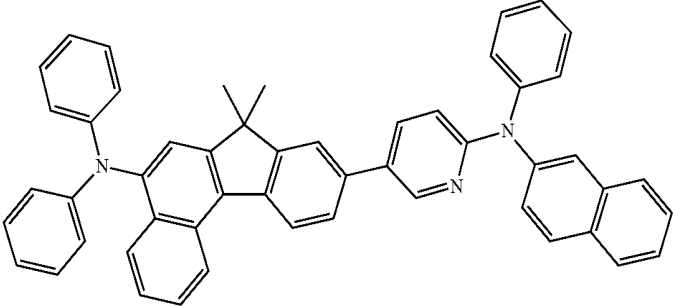


-continued

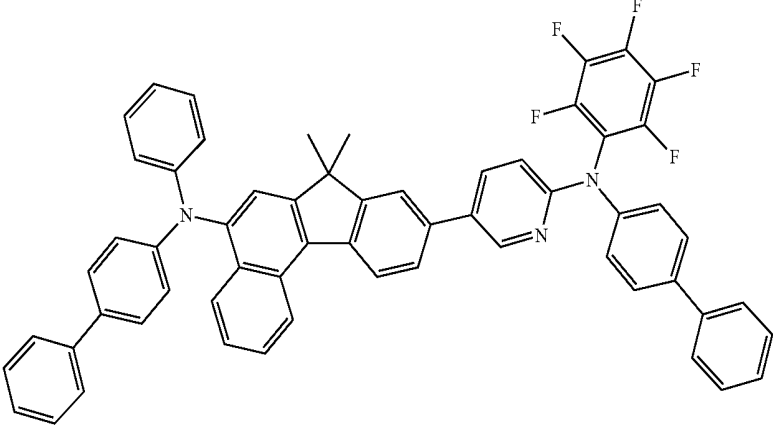
51



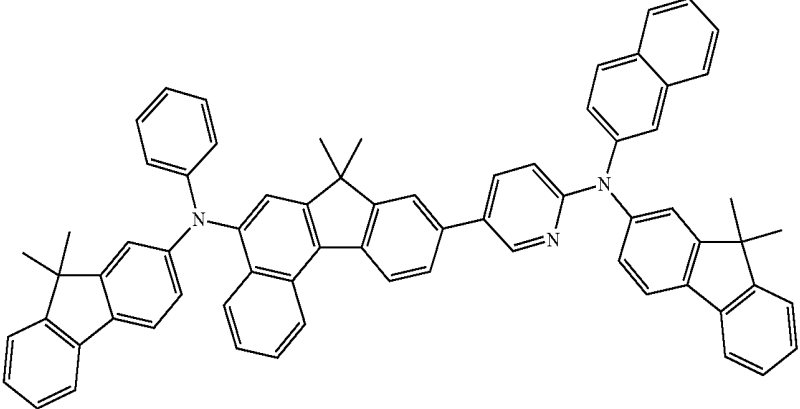
52



53

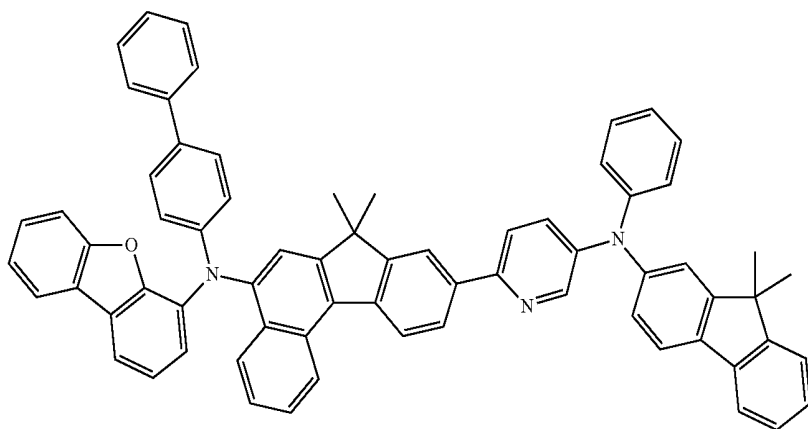


54

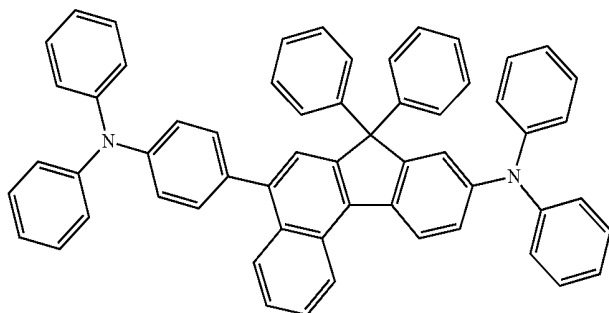


-continued

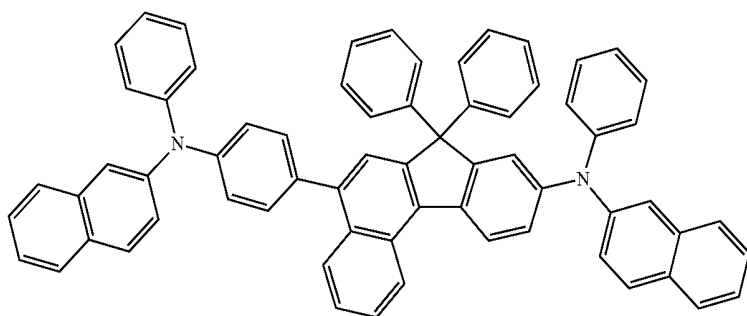
60



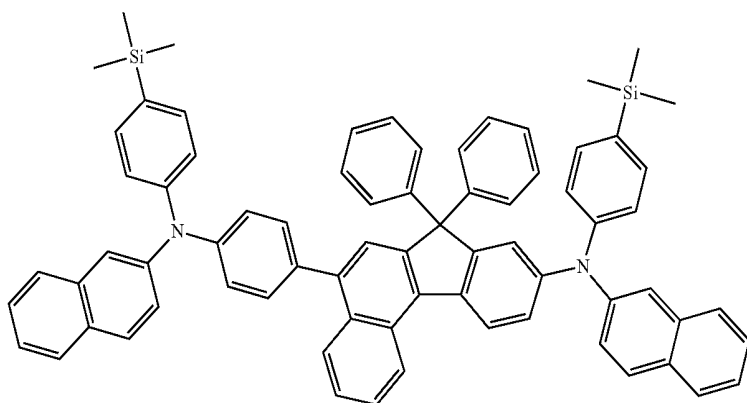
61



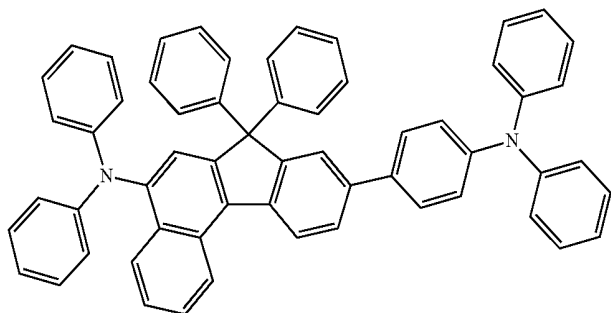
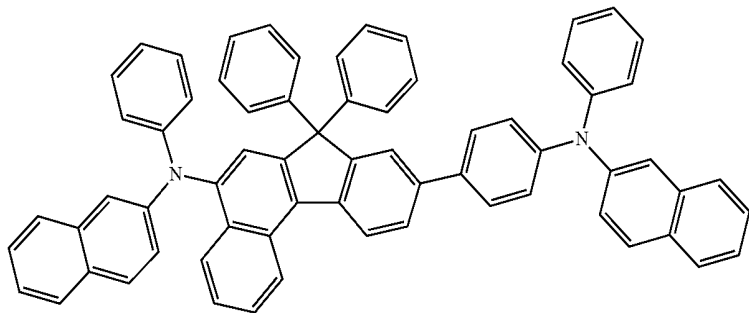
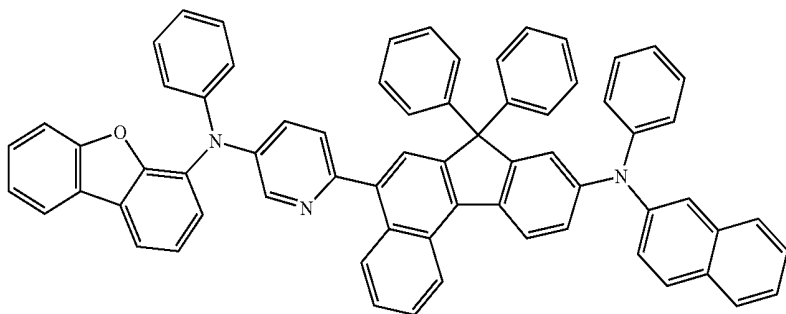
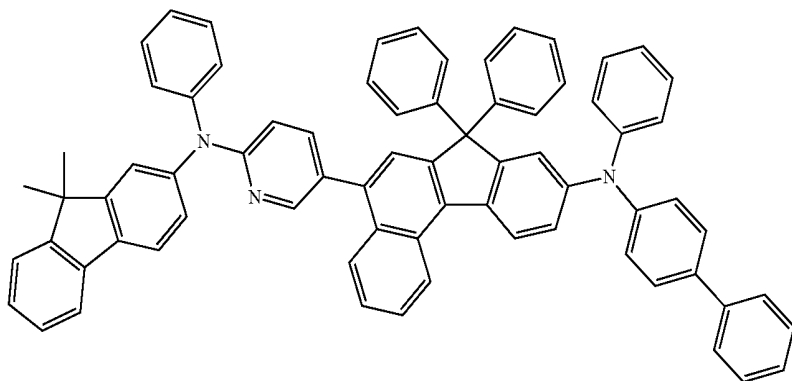
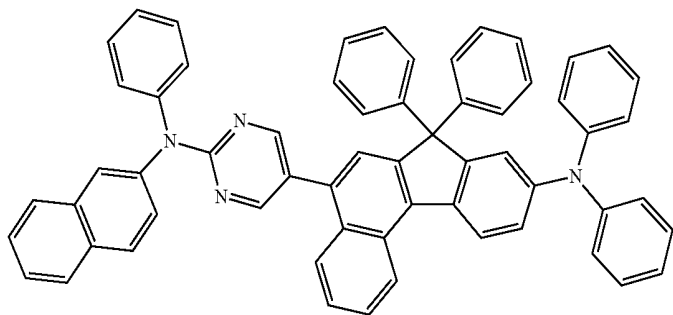
62



63

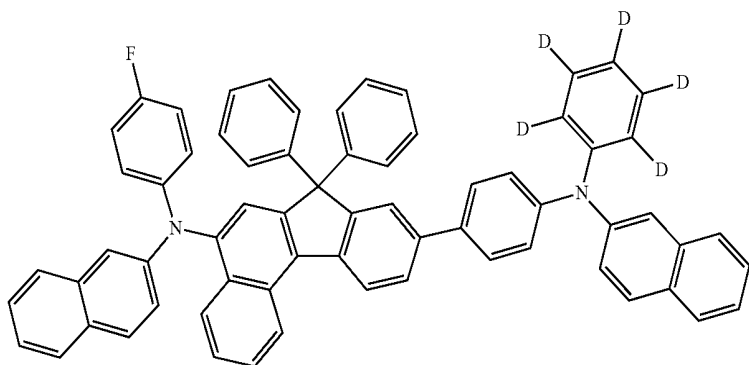


-continued

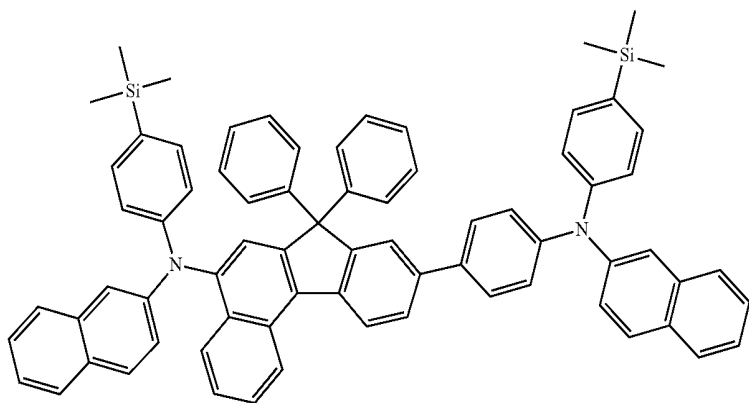


-continued

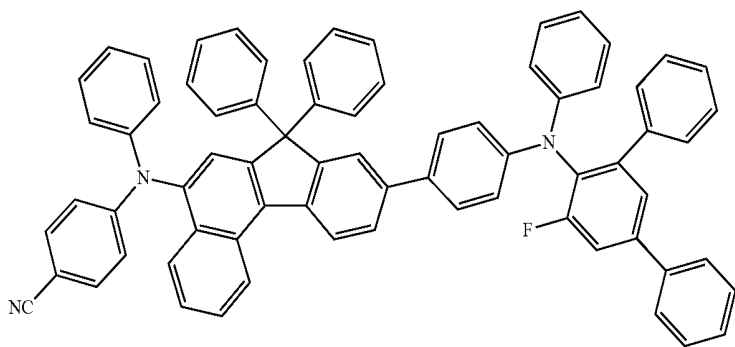
73



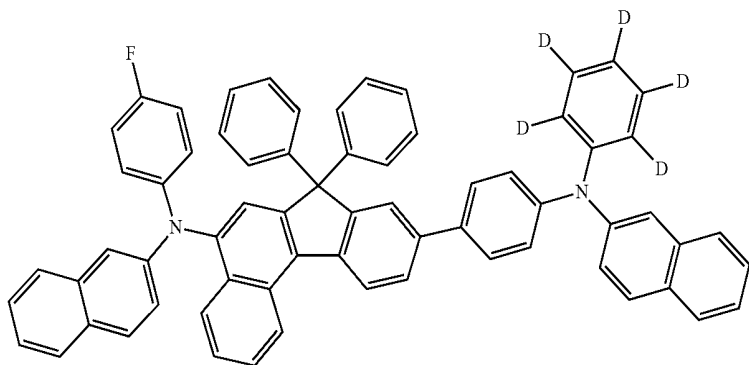
74



75

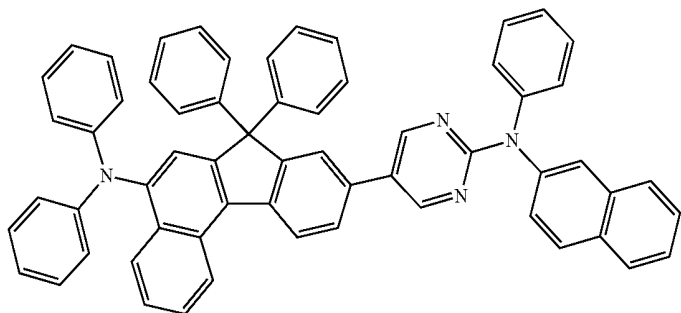


76

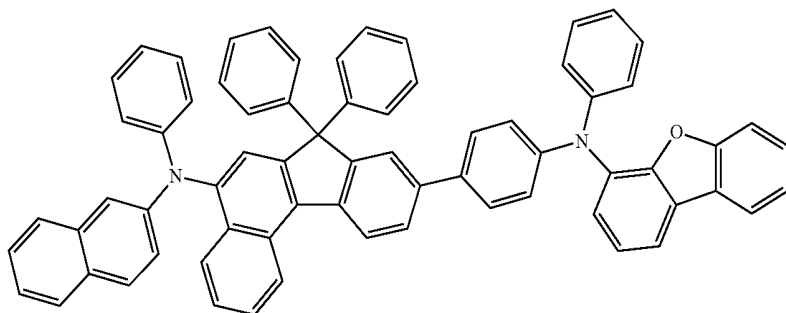


-continued

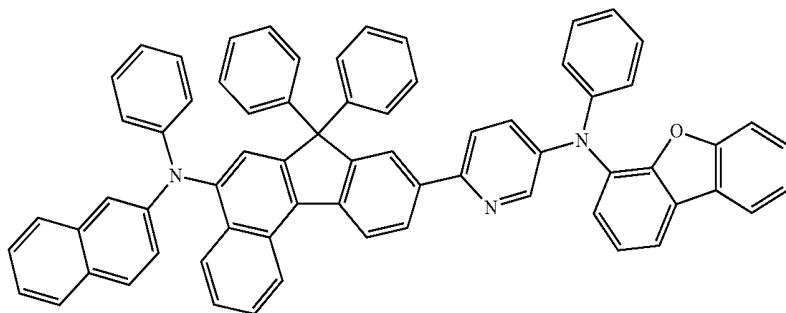
77



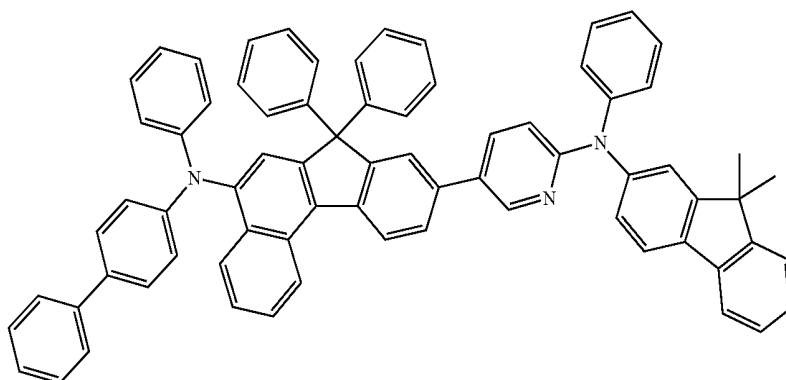
78



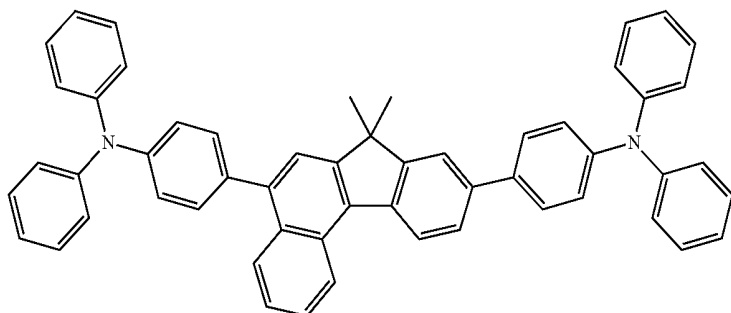
79



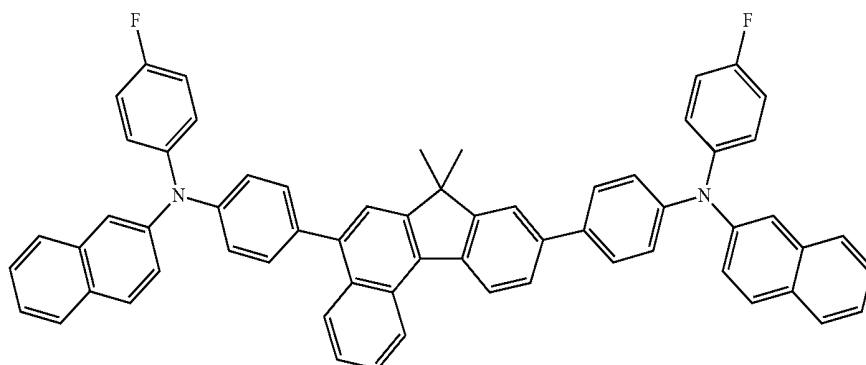
80



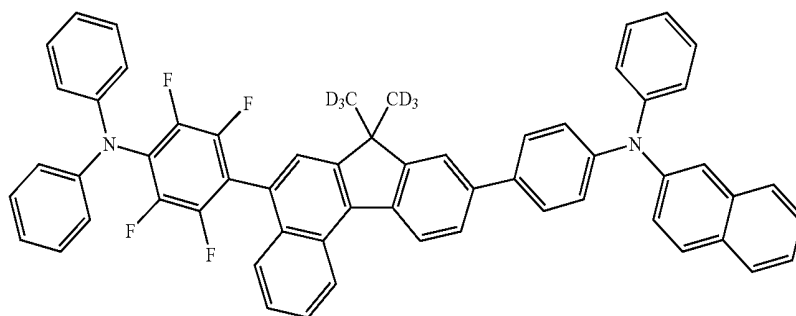
81



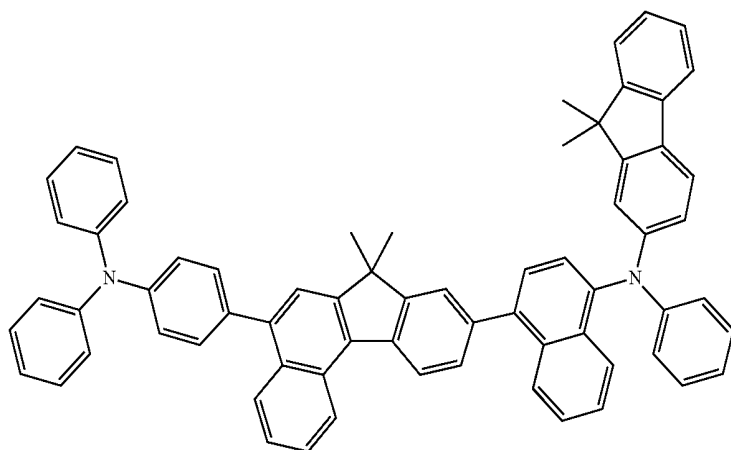
-continued



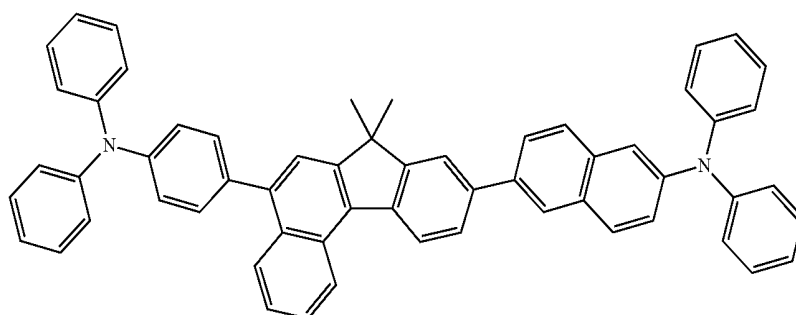
82



83

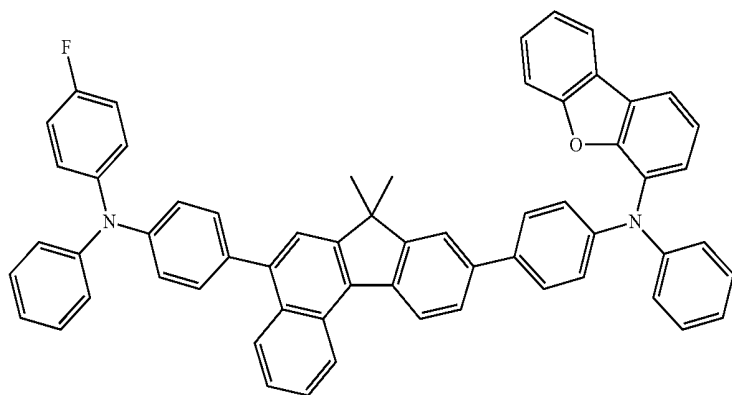


84

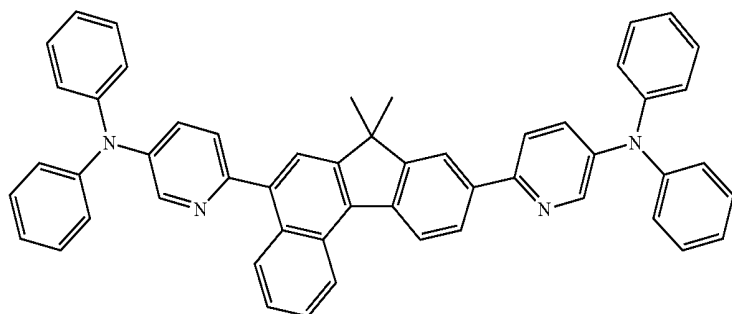


85

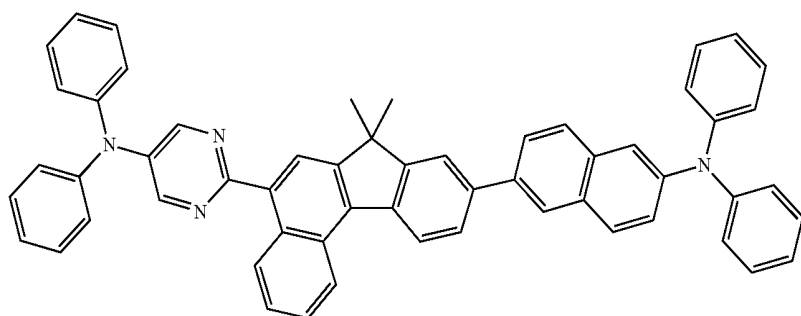
-continued



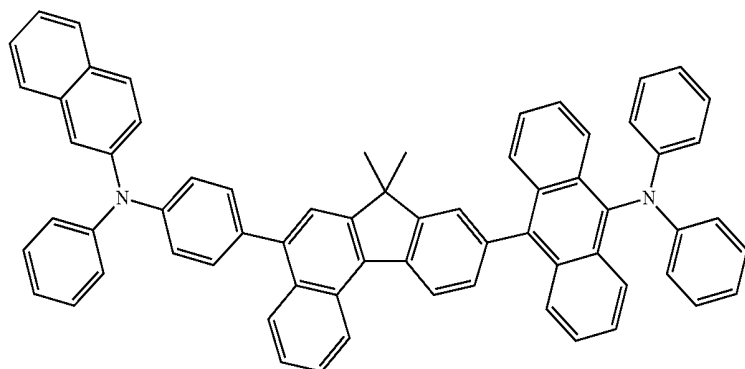
86



87



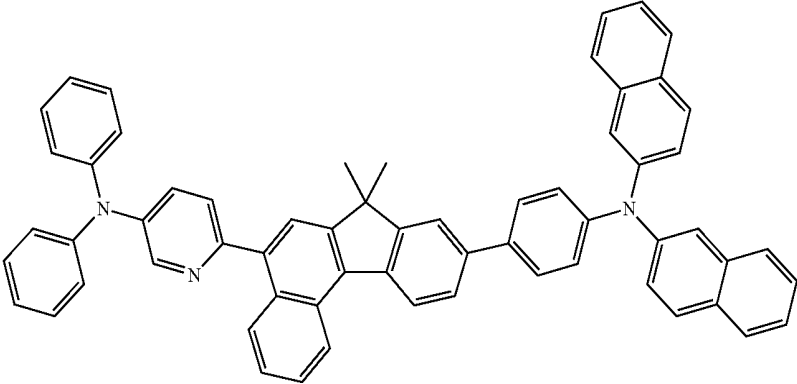
88



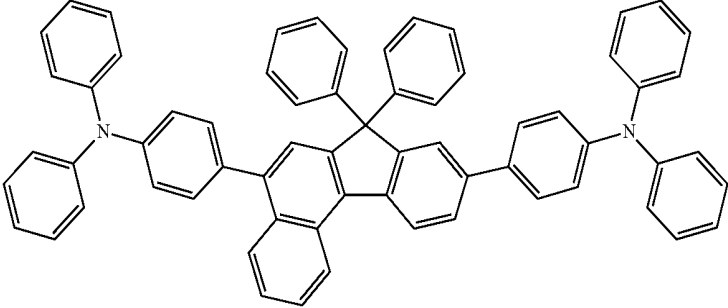
89

-continued

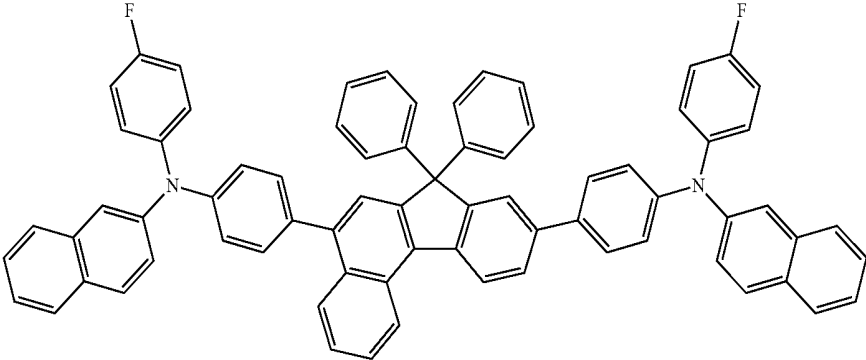
90



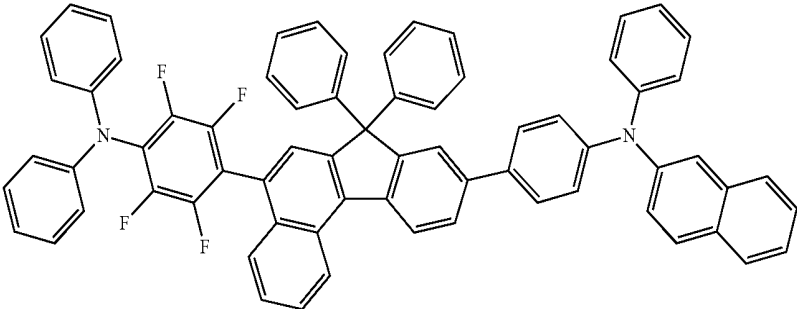
91



92

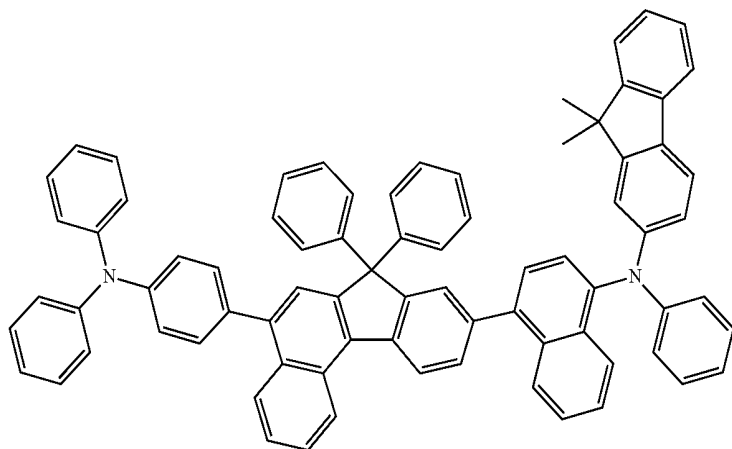


93

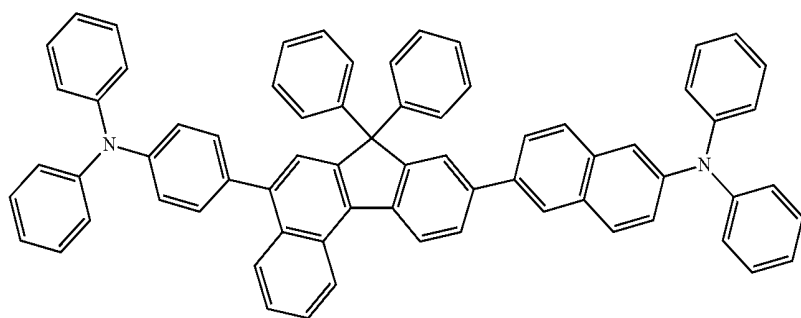


-continued

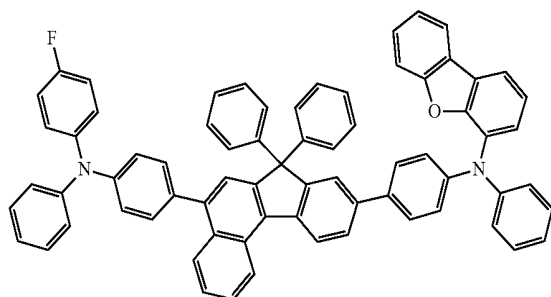
94



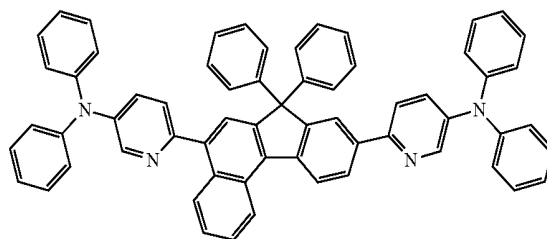
95



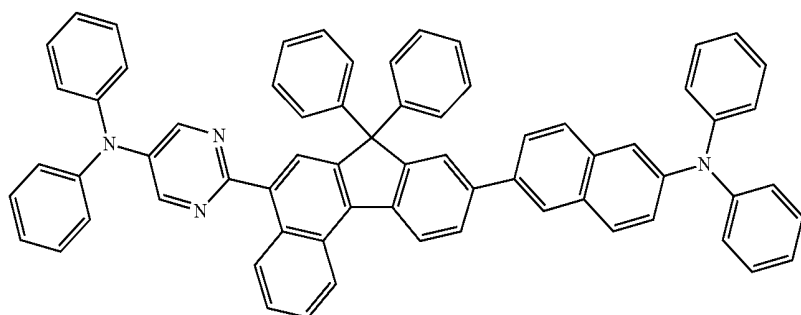
96



97

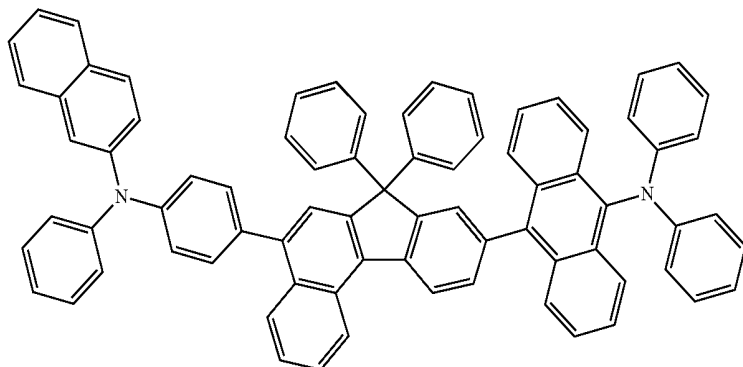


98

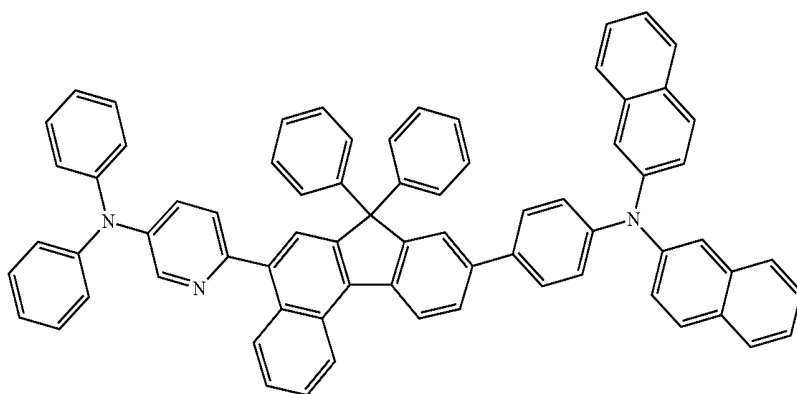


-continued

99



100



17. An organic light-emitting diode comprising:
 a substrate;
 a first electrode;
 a second electrode on the first electrode; and
 an organic layer between the first electrode and the second electrode and comprising an emission layer and the benzofluorene-based compound of claim 1.

18. The organic light-emitting diode of claim 17, wherein the organic layer comprises:

a hole transporting region between the first electrode and the emission layer, wherein the hole transporting region comprises at least one selected from a hole injection layer, a hole transport layer, a functional layer having a

hole injection capability and a hole transport capability, a buffer layer, and an electron blocking layer; and
 an electron transporting region between the emission layer and the second electrode, wherein the electron transporting region comprises at least one selected from a hole blocking layer, an electron transport layer, and an electron injection layer.

19. The organic light-emitting diode of claim 17, wherein the benzofluorene-based compound is in the emission layer.

20. The organic light-emitting diode of claim 19, wherein the emission layer further comprises a host, and the benzofluorene-based compound of Formula 1 is a dopant.

* * * * *

专利名称(译)	基于苯并芴的化合物和有机发光二极管包括相同的		
公开(公告)号	US20140326961A1	公开(公告)日	2014-11-06
申请号	US14/043802	申请日	2013-10-01
[标]申请(专利权)人(译)	三星显示有限公司		
申请(专利权)人(译)	三星DISPLAY CO. , LTD.		
当前申请(专利权)人(译)	三星DISPLAY CO. , LTD.		
[标]发明人	HAN SANG HYUN HWANG SEOK HWAN KIM YOUNG KOOK JUNG HYE JIN LIM JIN O KIM SOO YON JEONG EUN JAE PARK JUN HA LEE EUN YOUNG LEE JONG HYUK		
发明人	HAN, SANG-HYUN HWANG, SEOK-HWAN KIM, YOUNG-KOOK JUNG, HYE-JIN LIM, JIN-O KIM, SOO-YON JEONG, EUN-JAE PARK, JUN-HA LEE, EUN-YOUNG LEE, JONG-HYUK		
IPC分类号	H01L51/00 H01L51/50		
CPC分类号	H01L51/006 H01L51/0061 H01L51/0094 H01L51/5092 H01L51/5056 H01L51/5072 H01L51/5088 H01L51/5012 G06K9/00671 G06T11/00 H04N1/00183 H04N5/23222 H04N5/23238 H04N5/23245 H04N2101/00 G06F3/01 G06F3/0304 G06F3/0487 G06F3/14		
优先权	1020130049621 2013-05-02 KR		
其他公开文献	US9082987		
外部链接	Espacenet USPTO		

摘要(译)

本发明提供了根据下式1的苯并芴类化合物和包含该化合物的有机发光二极管：

